

ESTILUZ / Metal is the principle element, malleable and durable, capable of rendering pure forms as the central thesis of design. Quality, sensitivity to detail and timelessness are the values we add.



estiluz[®]

MORE THAN
50 YEARS
OF UNIQUE
LIGHTING

SINCE 1969

(ENG) In 50 years of producing well-designed, high-quality products, Estiluz has clearly defined design guidelines that mark each lamp. This instantly recognizable identity was defined by Leonardo Marelli, our first noted designer, and his standards are reaffirmed by the 2nd generation of the Masdeu family and their team. Our brand is characterized by elegance, purity of form and timelessness, yet as light and fresh as our Mediterranean spirit. Each model reflects our values, defined by tradition and commitment to local production, design and sustainability. Metal is the principle element, malleable and durable, capable of rendering pure forms as the central thesis of design. Quality, sensitivity to detail and timelessness are the values we add.

(ESP) Después de más de 50 años de historia en Estiluz disponemos de unas consolidadas pautas de diseño que caracterizan nuestras piezas y marcan nuestra identidad. Una identidad iniciada por Leonardo Marelli y reafirmada por la segunda generación Masdeu y nuestro equipo. Nuestras colecciones, elegantes y cosmopolitas, seducen por sus formas puras y su carácter atemporal con un toque desenfadado que aporta a nuestras luminarias la ligereza y la frescura del Mediterráneo. Cada una de nuestras lámparas refleja los valores de la marca, que vienen definidos por nuestros orígenes y nuestro compromiso con el diseño, la sociedad y la sostenibilidad. El metal como elemento principal; las formas puras como eje central del diseño; la calidad, la atención al detalle y la atemporalidad como valores añadidos.








OUR DESIGNERS

Nahtrang Studio

The Estiluz team is tireless and their deep connection to product quality translates into sensitivity, precision and great attention to detail.



OiKo Design Office

Estiluz realizes designs that are user-oriented, with meticulous attention to manufacture. Above all, keeping a handmade sensibility.



Estudi{H}ac

Estiluz is the perfect cocktail, combining a passion for light with experience and creativity.



Francesc Rifé

Estiluz reflects our feelings: it is light with emotion.




Mermelada Estudio

Estiluz: craftsmanship that honors the past as we look forward to the future.



Goula / Figuera

Working with Estiluz allows us to consider the future from a tradition of things done well.



Jordi Blasi

This new generation of artisans understands form not only as a universal language but as an instrument to translate concepts and emotions into its lighting.



Serge & Robert Cornelissen

Estiluz's objective is the refinement of each design's proportion and finish.



Joan Cinca


Estiluz combines craft with passion.



OUR DESIGNERS

CrousCalogero

In Estiluz, passion for design and industry challenges come together to make light an essential element to communicate emotion.



Ximo Roca Diseño

Experience, quality, professionalism, warmth, versatility, functionality and innovation.



Estudi Ribaudí

Estiluz maintains the craft, intelligence and means to build their products. What luxury!



Boti de Dominicis Studio

Estiluz is committed to reflection, tradition, and detail in our lighting products: a family character expressed in a desire to illuminate emotion.



Aparentment

Estiluz: technology and tradition join to create function with beauty.




Josep Lluís Xuclà

Design and light — the lamp is where form and function meet. It has two lives, day and night.



Zachi Jacobovich

Estiluz is another word for high quality, with focus on the smallest details.



Aqueni

Estiluz is a company with experience, a great team and a passion for well-made products.




Leonardo Marelli

Estiluz is my passion, my life... my third child.




INDEX FOR TYPE


Suspensions Suspensiones



VOLTA 22 REVOLTA 48 CIRC 100 CUPOLINA 140 BOLS 154 CYLS 182




MORSE 188 ALFI 194 FLOW 222 LAVERD 230 PILA 236 ARO 244




BUTTON 250 BALLOON 266 MAINE 276 OBS 290 LUCK 300


Wall lights Apliques



VOLTA 28 VOLTA 38 REVOLTA 58 CIRC 88 CUPOLINA 130 FRAME 164




CYLS 182 ALFI 208 FLOW 224 ECLIPSI 260 BALLOON 266 CANUT 270




MAINE 276 LUNE 282 OBS 290 PIU 294 SMILE 304

INDEX FOR TYPE

Ceiling lights Plafones



VOLTA 38 CIRC 78 CIRC 116 BOLS 154 ALFI 208




ECLIPSI 260 BALLOON 266 MAINE 276

Table lamps Sobremesas




VOLTA 34 REVOLTA 58 CIRC 64 CIRC 74 CIRC 78




CUPOLINA 130 CYLS 176 CYLS 176

Floor lamps Pies




VOLTA 34 CIRC 74 CUPOLINA 130 BOLS 152 FRAME 164 CYLS 172



ALFI 200 ASANA 216 PLUMA 308 ICONS 312

Indoor & Outdoor




CIRC 64 CIRC 74 BOLS 152 FRAME 164 LUNE 282

(ENG) Our lights illuminate and balance interior and exterior spaces. Our designs captivate with pure forms and timeless beauty. Our minimalist approach invites designers to create custom compositions by combining lighting elements. Form and function have equal importance and are dependent on each other. To enable you to select the models that ideally suit your plan, we have created an index for FUNCTION to complement our index for TYPE that follows traditional classifications based on their installation.

(ESP) Nuestras lámparas iluminan y equilibran los espacios interiores y exteriores. Nuestros diseños cautivan con sus formas puras y su belleza atemporal. Nuestro enfoque minimalista invita a los diseñadores a crear composiciones personalizadas a partir de la combinación y repetición de elementos de iluminación. La forma y la función tienen la misma importancia y dependen una de la otra. Para permitir seleccionar los modelos que mejor se adapten a tus necesidades, hemos creado un índice por FUNCIÓN para complementar el índice por TIPO que sigue una clasificación basada en su instalación.

Acoustic panels
Paneles acústicos




Vegetation
Vegetación




Signage
Señalización



Mirrors
Espejos



Side tables
Mesas auxiliares



VOLTA

Nahtrang Studio

^(ENG) Delicate arches and simple cylinders in a family of lights which can be used singly or in clusters of brilliance. Aluminium heads with acrylic diffusers. ^(ESP) Delicados arcos y simples cilindros forman esta familia de lámparas individuales o combinadas en grupos. Pantallas de aluminio con difusores de metacrilato.







17 / Private residence by @bocconi_projects 18 / Private residence by @estudioromeomontoya 20 / Private residence by @kalasaconcept 21 / Restaurante Escena by @peanut_design_studio



T-3535-W

LED 2x6,2W
(2700K / Ang. 45°
>90 CRI / 350mA) 120V
Typ* 2x725 lumens
Dimmable Triac

Finishes

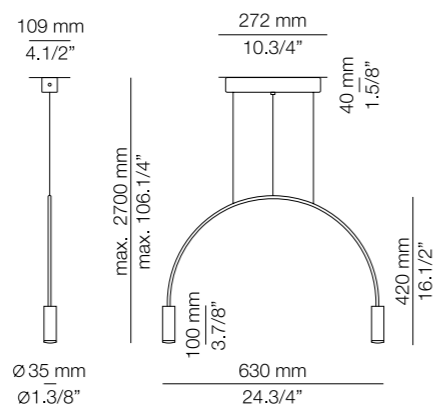
- 26 BLK (Body)
- 26 BLK (Head)
- 61 S GLD (Head)

T-3535-M

LED 2x6,2W
(3000K / Ang. 45°
>90 CRI / 350mA) 120V
Typ* 2x763 lumens
Dimmable Triac

Finishes

- 26 BLK (Body)
- 26 BLK (Head)
- 61 S GLD (Head)



T-3536-W

LED 3x6,2W
(2700K / Ang. 45°
>90 CRI / 350mA) 120V
Typ* 3x725 lumens
Dimmable Triac

Finishes

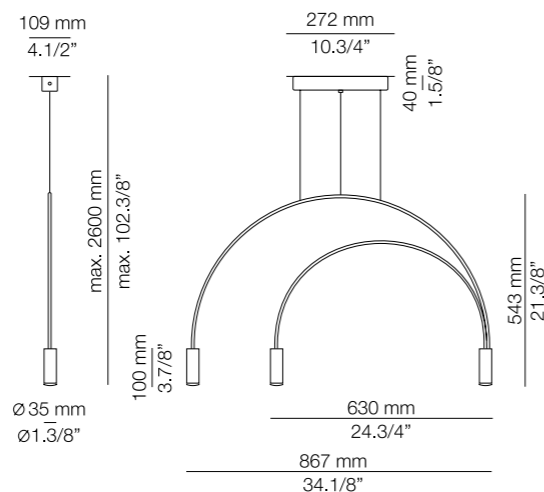
- 26 BLK (Body)
- 26 BLK (Head)
- 61 S GLD (Head)

T-3536-M

LED 3x6,2W
(3000K / Ang. 45°
>90 CRI / 350mA) 120V
Typ* 3x763 lumens
Dimmable Triac

Finishes

- 26 BLK (Body)
- 26 BLK (Head)
- 61 S GLD (Head)



Additional

15° angle optic lens conversion kit.
We offer custom finishes, sizes, and alternate lamping for projects.

Photographs may show non-standard products.



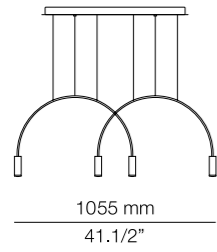
Private residence by @casasinhaus



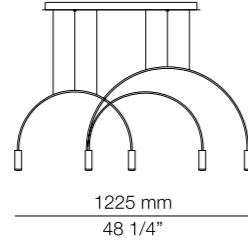
VOLTA · SUSPENSION

LINEAR CANOPY

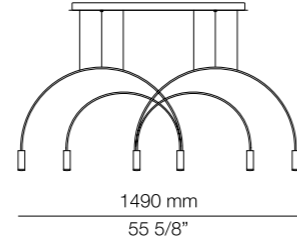
VOLTA L73.2D



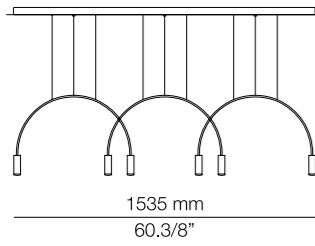
VOLTA L78.1D1T



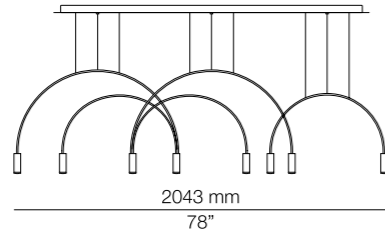
VOLTA L92.2T



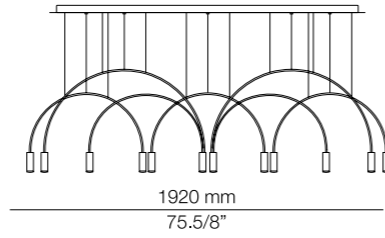
VOLTA L165.3D



VOLTA L165.1D2T

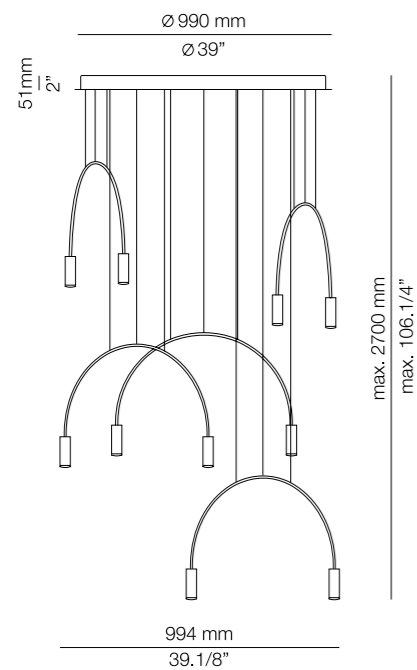


VOLTA L165.3D2T

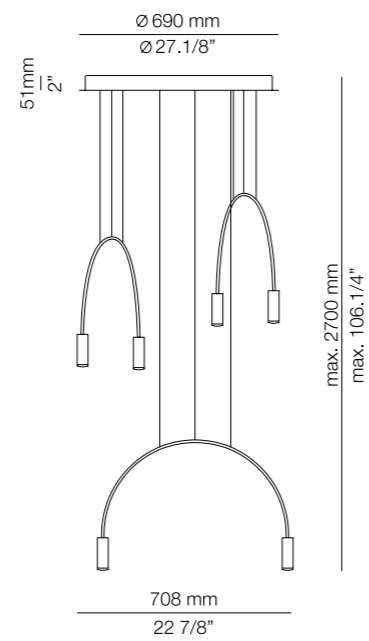


ROUND CANOPY

VOLTA R100.5D



VOLTA R70.3D



Hotel @niche_hotel_athens by Maira Ridaki





A-3530-W

LED 6.1W
(2700K / Ang.45° / >90CRI
350mA) / 100V - 240V
Typ* 565 lumens
Non dimmable
(dimmable upon request)

Finishes

- 26 BLK (Body)
- 26 BLK (Head)
- 61 S GLD (Head)

A-3531-W

LED 6.1W
(2700K / Ang.45° / >90CRI
350mA) / 100V - 240V
Typ* 565 lumens
Non dimmable
(dimmable upon request)

Finishes

- 26 BLK (Body)
- 26 BLK (Head)
- 61 S GLD (Head)

Additional

15° angle optic lens conversion kit.
We offer custom finishes, sizes,
and alternate lamping for projects.
Photographs may show non-standard products.

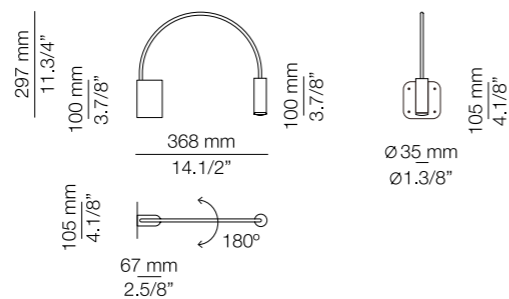


A-3530-M

LED 6.1W
(3000K / Ang.45° / >90CRI
350mA) / 100V - 240V
Typ* 578 lumens
Non dimmable
(dimmable upon request)

Finishes

- 26 BLK (Body)
- 26 BLK (Head)
- 61 S GLD (Head)

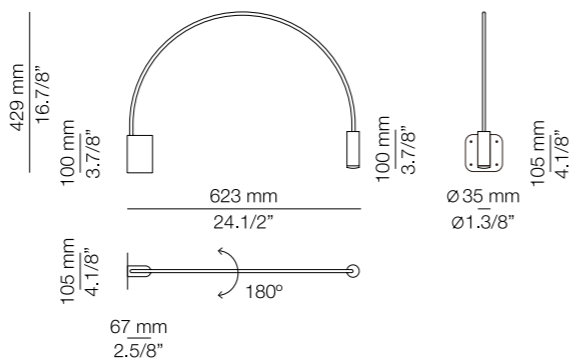


A-3531-M

LED 6.1W
(3000K / Ang.45° / >90CRI
350mA) / 100V - 240V
Typ* 578 lumens
Non dimmable
(dimmable upon request)

Finishes

- 26 BLK (Body)
- 26 BLK (Head)
- 61 S GLD (Head)



26 / Private residence by @chapilo.design 29 / Private residence by @fabiolantolino



T-3534-W

LED 6.2W
 (2700K / Ang.45° / >90CRI
 350mA) / 120V
 Typ* 725 lumens
 Non dimmable
 (dimmable upon request)
 Compositions are
 dimmable

Finishes

- 26 BLK (Body)
- 26 BLK (Head)
- 61 S GLD (Head)

Additional

15° angle optic lens
 conversion kit.
 We offer custom finishes, sizes,
 and alternate lamping for projects.

Photographs may show non-standard products.

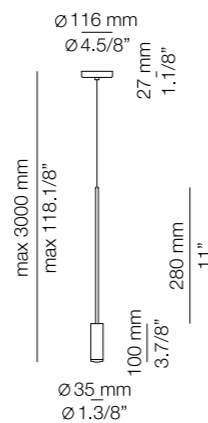


T-3534-M

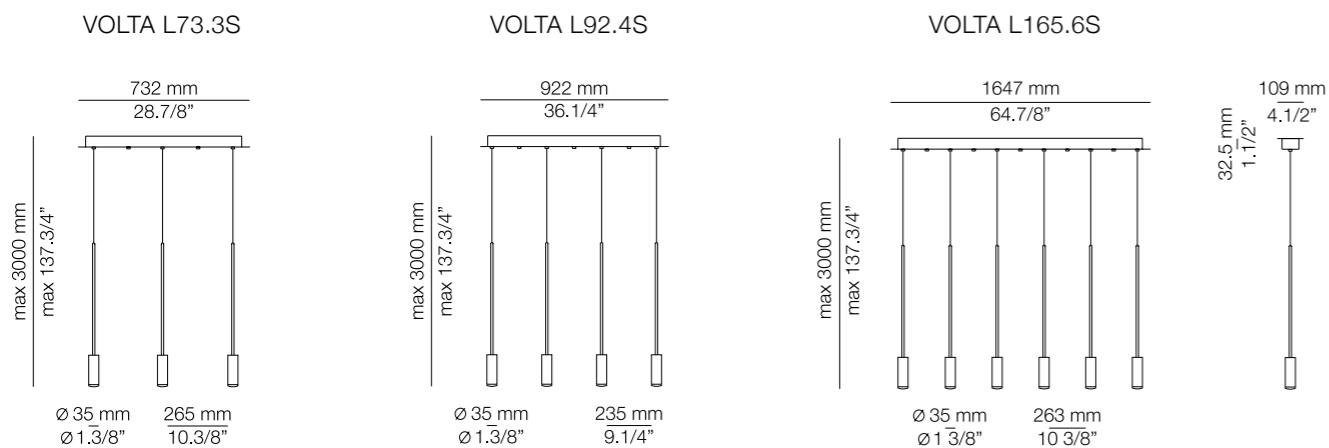
LED 6.2W
 (3000K / Ang.45° / >90CRI
 350mA) / 120V
 Typ* 763 lumens
 Non dimmable
 (dimmable upon request)
 Compositions are
 dimmable

Finishes

- 26 BLK (Body)
- 26 BLK (Head)
- 61 S GLD (Head)



VOLTA · SUSPENSION · COMPOSITIONS



Private residence by @studio_erez_hyatt





32 / Catalogue @bassols_1790 33 / Private residence by BNU Nanjing



M-3537-W

LED 6.2W
(2700K / Ang. 45° / >90CRI
350mA) / 120V
Typ* 725 lumens
On/Off switch on the base

Finishes

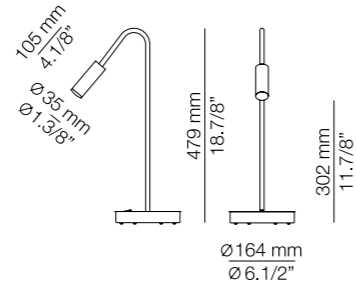
- 26 BLK (Body)
- 26 BLK (Head)
- 61 S GLD (Head)

M-3537-M

LED 6.2W
(3000K / Ang. 45° / >90CRI
350mA) / 120V
Typ* 763 lumens
On/Off switch on the base

Finishes

- 26 BLK (Body)
- 26 BLK (Head)
- 61 S GLD (Head)



p-3538-W

LED 6.2W
(2700K / Ang. 45° / >90CRI
350mA) / 120V
Typ* 725 lumens
On/Off cord switch

Finishes

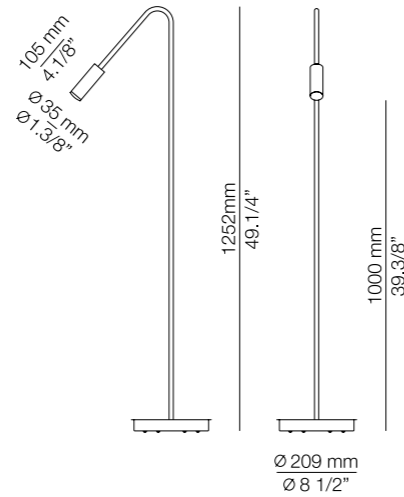
- 26 BLK (Body)
- 26 BLK (Head)
- 61 S GLD (Head)

p-3538-M

LED 6.2W
(3000K / Ang. 45° / >90CRI
350mA) / 120V
Typ* 763 lumens
On/Off cord switch

Finishes

- 26 BLK (Body)
- 26 BLK (Head)
- 61 S GLD (Head)



Matrix Hotel by @dialogdesign

Additional


15° angle optic lens conversion kit.
We offer custom finishes, sizes,
and alternate lamping for projects.

Photographs may show non-standard products.



VOLTA · SPOTLIGHT

(ENG) Advanced engineering gives Volta's elegant and versatile design a 330° swivel for a line of spotlights that directs light with precision. (ESP) La colección Volta ofrece su versión más técnico-decorativa con una fina línea de focos con una rótula que permite hasta 330° de movimiento. El foco individual permite una iluminación puntual con un diseño elegante.

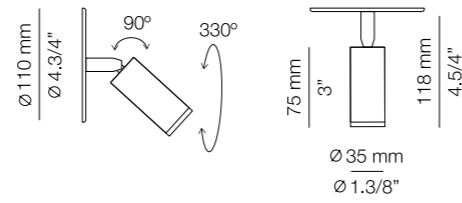


A-3533R-W

LED 6.2W
 (2700K / Ang. 15° / >90CRI
 350mA) / 120V
 Typ* 725 lumens
 Non dimmable
 *dimmable version upon request
 Additional 45° optic lens included

A-3533R-M

LED 6.2W
 (3000K / Ang. 15° / >90CRI
 350mA) / 120V
 Typ* 763 lumens
 Non dimmable
 *dimmable version upon request
 Additional 45° optic lens included



Finishes

- 26 BLK (Body)
- 26 BLK (Head)
- 61 S GLD (Head)

Additional

45° angle acrylic optic lens included.
 We offer custom finishes, sizes, and alternate lamping for projects.

Photographs may show non-standard products.



REVOLTA

Nahtrang Studio

^(ENG) Open circles sketched in the air, or frames for fabric panels to soften sound. Pendant cylinders have aluminium heads and acrylic diffusers. Create your own custom suspension light combining them individually or with our selection of canopies. ^(ESP) Icónicos círculos dibujan en el aire distintos conjuntos que se llenan de color con paneles tapizados para atenuar el sonido. Pantallas de aluminio con difusores de metacrilato. Crea tu propio diseño combinando suspensiones de forma independiente o con nuestra selección de sujeciones múltiples.







41 / Hotel Grand Koper by AKSL-ArHITEKTI 42 / Boutique experience @flavorchemcorp by GMA Architects 44 / Private residence by @traum.ideen.raum.gaben 45 / Private penthouse by @studio_erez_hyatt





T-3635-W

LED 6.2W
(2700K / Ang. 45°
>90 CRI / 350mA) / 120V
Typ* 725 lumens
Dimmable Triac

Finishes

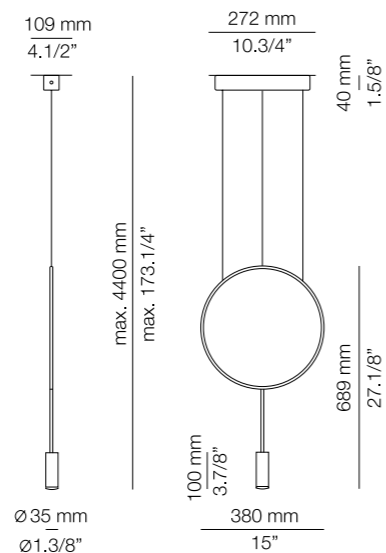
- 26 BLK (Body)
- 26 BLK (Head)
- 61 S GLD (Head)

T-3635-M

LED 6.2W
(3000K / Ang. 45°
>90 CRI / 350mA) / 120V
Typ* 763 lumens
Dimmable Triac

Finishes

- 26 BLK (Body)
- 26 BLK (Head)
- 61 S GLD (Head)



T-3636-W

LED 2x6.2W
(2700K / Ang. 45°
>90 CRI / 350mA) / 120V
Typ* 2x725 lumens
Dimmable Triac

Finishes

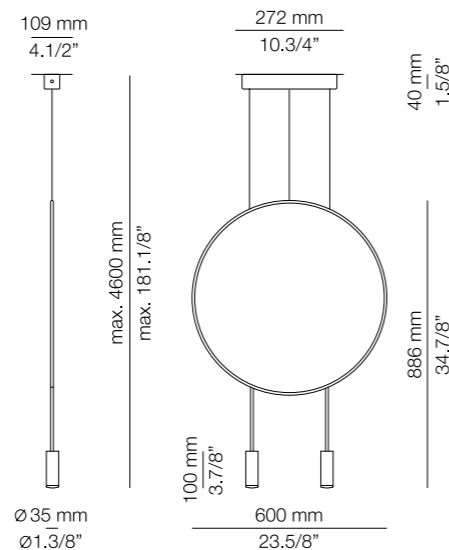
- 26 BLK (Body)
- 26 BLK (Head)
- 61 S GLD (Head)

T-3636-M

LED 2x6.2W
(3000K / Ang. 45°
>90 CRI / 350mA) / 120V
Typ* 2x763 lumens
Dimmable Triac

Finishes

- 26 BLK (Body)
- 26 BLK (Head)
- 61 S GLD (Head)



46 / Private residence by @TaylorPresslyArchitects

Additional

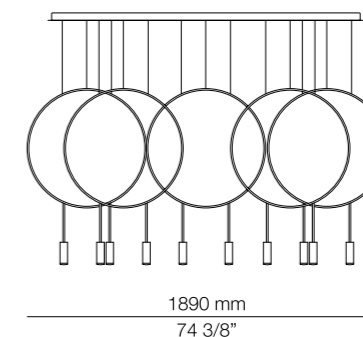
15° angle optic lens conversion kit.
We offer custom finishes, sizes,
and alternate lamping for projects.

Photographs may show non-standard products.

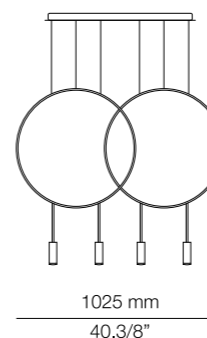


LINEAR CANOPY

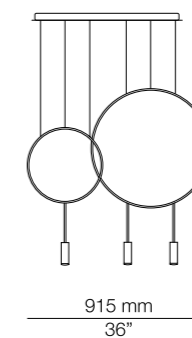
REVOLTA L165.5D




REVOLTA L73.2D



REVOLTA L73.1S1D

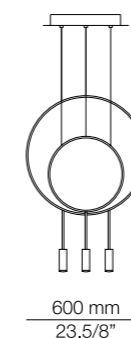


REVOLTA L92.1S1D

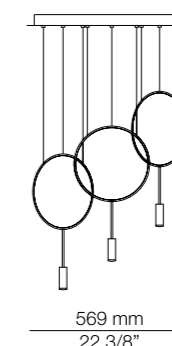


ROUND CANOPY


REVOLTA R40.1S1D



REVOLTA R70.3S



REVOLTA R100.5S





Acoustic panel

Fabric

- 82 BL Blue
- 83 EGP Eggplant
- 84 SLM Salmon

$\alpha=0.4$

P.E.T. felt

- 26 BLK Black

$\alpha=0.25$



Additional

Sound absorbing panels without light are available upon request. We offer custom finishes and sizes. Photographs may show non-standard products.




^(ENG) Revolta offers a unique and decorative solution to soften room noise with fabric-covered acoustic panels or recycled P.E.T. felt panels. Revolta can also be used to divide large spaces into discrete areas. ^(ESP) Revolta ofrece una solución única y decorativa para atenuar el ruido de una estancia gracias a sus paneles acústicos forrados de espuma y tejido o P.E.T. reciclado que absorben el sonido. Además, se puede utilizar para dividir grandes espacios en zonas más íntimas.







52 / Mix Use Spear Street by @sssginteriors 54 / Hotel Casa Vincke 55 / Hotel Atenea Mar by @carlesgrauches.interiors



(ENG) Sculpture that illuminates: Revolta stands alone on table or desk.
(ESP) La lámpada de sobremesa Revolta impacta por su carácter escultural, decorando una mesa, barra o mueble bufet.



Restaurante Gaidana - Menorca by @interiorisme & @artienhotels



M-3637-W

LED 6.2W
(2700K / Ang. 45°
>90 CRI / 350mA)
120V / Typ* 725 lumens
Sensor Dimmer
Universal plug



Finishes

- 26 BLK (Body)
- 26 BLK (Head)
- 61 S GLD (Head)

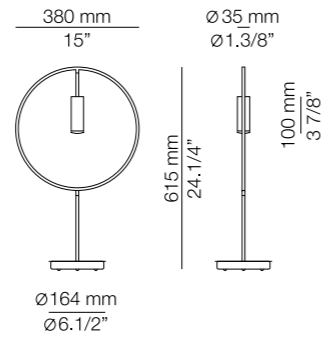
M-3637-M

LED 6.2W
(3000K / Ang. 45°
>90 CRI / 350mA)
120V / Typ* 763 lumens
Sensor Dimmer
Universal plug



Finishes

- 26 BLK (Body)
- 26 BLK (Head)
- 61 S GLD (Head)



A-3630-W

LED 6,2W
(2700K / Ang. 45°
>90 CRI / 350mA)
120V / Typ* 725 lumens
Non Dimmable

Finishes

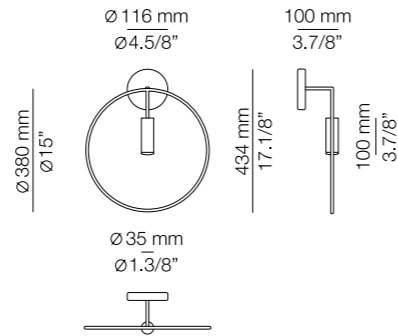
- 26 BLK (Body)
- 26 BLK (Head)
- 61 S GLD (Head)

A-3630-M

LED 6,2W
(3000K / Ang. 45°
>90 CRI / 350mA)
120V / Typ* 763 lumens
Non Dimmable

Finishes

- 26 BLK (Body)
- 26 BLK (Head)
- 61 S GLD (Head)



Hotel Casa Vincke



Additional

15° angle optic lens conversion kit.
We offer custom finishes, sizes,
and alternate lamping for projects.

Photographs may show non-standard products.



CIRC

Nahtrang Studio

^(ENG) A bubble of light, identified by its attached metal ring, a detail that provides support and a handle as the battery-powered lamp goes where it's needed. Circ with a hanger attachment completes this brilliant collection.

^(ESP) Una esfera de luz envolvente que dialoga con distintos soportes metálicos para configurar la identidad de cada elemento. El anillo de metal es a la vez asa y soporte para esta lámpara portátil que funciona con batería.



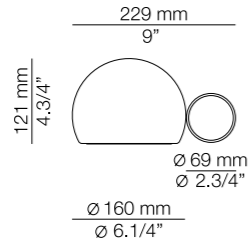


61 / Private residence by @danielianbureau



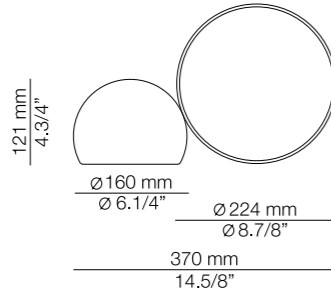
M-3726X

LED 2.5W
 (3000K / Ang.120° / >80CRI
 5200mAh) / 120V / Typ* 290 lumens
 Dimmable
 Polyethylene shade



M-3727X

LED 2.5W
 (3000K / Ang.120° / >80CRI
 5200mAh) / 120V / Typ* 290 lumens
 Dimmable
 Polyethylene shade



Finish indoor

● 61 S GLD


Finish in/outdoor

● 26 BLK

Additional

Li ion battery / Induction charging base
 Dimmable / Remote control
 Battery charging time 8-10h
 Battery life over 6h at maximum brightness

Photographs may show non-standard products.





66 & 67 / Hashotel by @luucollectiv & @lightfactoryhasselit

(ENG) Circ offers a table and floor lamp with each hemisphere in balance on their metal bases. (ESP) La colección Circ dispone de una estilizada lámpara de sobremesa y su versión de pie con una semiesfera descansando en equilibrio sobre su base metálica.





69 / Actiu Showroom in Paris by @actiu_com





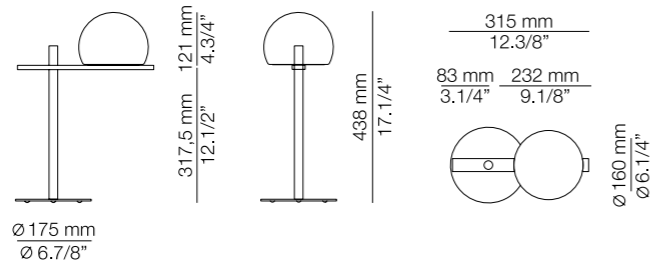
^(ENG) Our metal table has an illuminated sphere, with plug and a practical handle for portability. ^(ESP) Circ ofrece una original e innovadora mesa con un punto de luz integrado en la propia estructura y una práctica asa para facilitar su portabilidad, uniendo el diseño y la funcionalidad en un solo producto.





M-3728

LED 8W
(2700K / Ang.120° / >80CRI)
120V / Typ* 730 lumens
On/Off cord switch
Glass shade

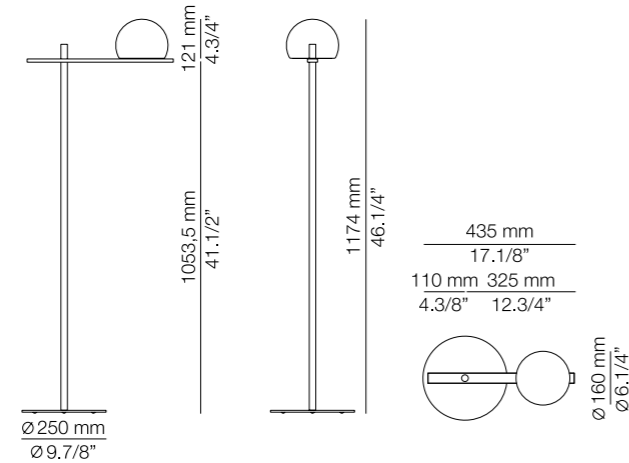


Finishes

- 26 BLK
- 61 S GLD

p-3729

LED 8W
(2700K / Ang.120° / >80CRI)
120V / Typ* 730 lumens
On/Off cord switch
Glass shade



Finishes

- 26 BLK
- 61 S GLD

M-3725

LED 8W
(2700K / Ang.120° / >80CRI)
120V / Typ* 730 lumens
On/Off cord switch
Glass shade

Finish indoor

- 26 BLK

Additional

We offer custom finishes, sizes, and alternate lamping for projects.

Photographs may show non-standard products.



M-3725X

LED 8W
(2700K / Ang.120° / >80CRI)
120V / Typ* 730 lumens
Dimmable Triac
Polyethylene shade

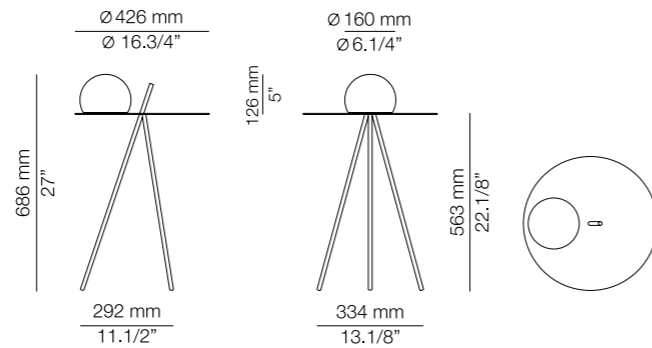
Finish outdoor

- 26 BLK

Additional

We offer custom finishes, sizes, and alternate lamping for projects.

Photographs may show non-standard products.



72 / Hotel Yurbban Passage by @raquelisogorb



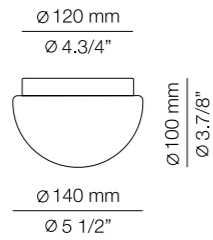


77 & 78 / Offices JCM Technologies



t-3832

LED 10W
(2700K / Ang. 120° / >80 CRI)
120V / Typ* 820 lumens
Dimmable Triac
Glass shade



Finishes indoor

- 26 BLK
- 61 S GLD

Additional

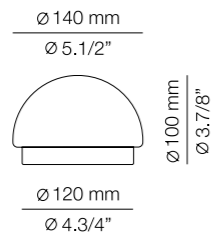
We offer custom finishes, sizes, and alternate lamping for projects.

Photographs may show non-standard products.



M-3836

LED 8W
(2700K / Ang.120° / >80CRI)
120V / Typ* 820 lumens
Glass shade
On/Off cord switch





^(ENG) Sconce globes can be encircled with a slender metal ring or balanced on a metal bar. Indoor uses include hallways and bathrooms. Outdoor versions illuminate walkways and terraces. ^(ESP) Una semiesfera de cristal iluminada mantiene su equilibrio dentro de un anillo o de un soporte lineal de metal. Los usos interiores incluyen pasillos y baños, las versiones para exterior iluminan los pasillos y terrazas.





Hotel Terra Domicata by @blackvelvetstudio_bcn







(ENG) The sconce's metal bar also supports and illuminates signage. A beautifully functional solution for hotels and resorts. (ESP) El soporte de metal permite incluir señalización iluminada por la suave luz de la semiesfera, ofreciendo una solución elegante, a la par que funcional, para hoteles y resorts.

84 / Restaurant Fauna by @kimptonvividora & @equipocreativo 86 / Hotel Terra Dominicana by @blackvelvetstudio_bcn 87 / Hotel Casa Vincke



A-3722

LED 10W
(2700K / Ang.120° / >80CRI)
120V / Typ* 820 lumens
Dimmable Triac
Glass shade

Finishes indoor

- 26 BLK
- 61 S GLD

A-3720

LED 10W
(2700K / Ang.120° / >80CRI)
120V / Typ* 820 lumens
Dimmable Triac
Glass shade

Finishes indoor

- 26 BLK
- 61 S GLD

Additional

We offer custom finishes, sizes, and alternate lamping for projects.
Contract option minimum quantity required.

Photographs may show non-standard products.



A-3722X

LED 8W
(2700K / Ang.120° / >80CRI)
120V / Typ* 730 lumens
Dimmable Triac
Polyethylene shade

Finish outdoor

- 26 BLK

A-3720X

LED 8W
(2700K / Ang.120° / >80CRI)
120V / Typ* 730 lumens
Dimmable Triac
Polyethylene shade

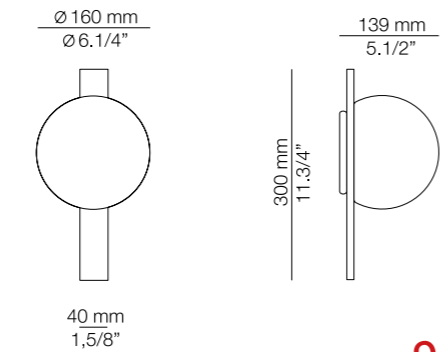
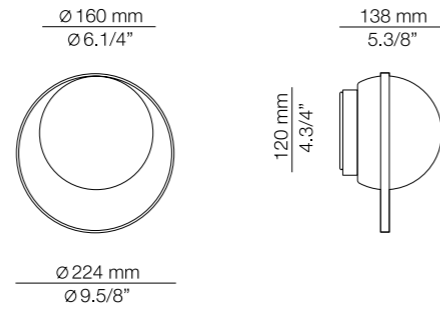
Finish outdoor

- 26 BLK

Additional

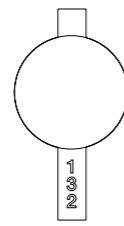
We offer custom finishes, sizes, and alternate lamping for projects.
Contract option minimum quantity required.

Photographs may show non-standard products.

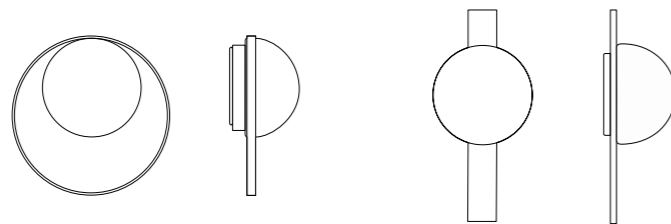


Contract option

Wall light with laser cut signage



Contract option A.D.A.



Hotel Terra Dominicana by @blackvelvetstudio_bcn






90 / Hotel Bienvenir by @wanarockyou 91 / Private residence by @ffvdarquitectes



^(ENG) Circ doubles its brilliance with a round or racetrack oval mirror in bronze or smoke. ^(ESP) Bronce o gris fumé: con un tono de color, Circ se convierte en un elemento decorativo que aporta calidez a la vez que duplica su luminosidad.

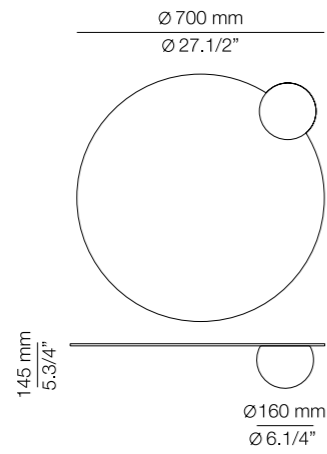


A-3706

LED 10W
(2700K / Ang. 120° / >80 CRI)
120V / Typ* 820 lumens
Dimmable Triac
Glass shade

Finish

- 00 PLAIN


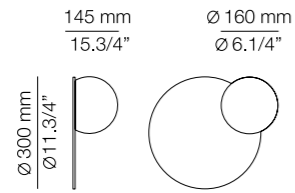


A-3702

LED 10W
(2700K / Ang. 120° / >80 CRI)
120V / Typ* 820 lumens
Dimmable Triac
Glass shade

Finishes

- 23 GR F
- 65 BR F

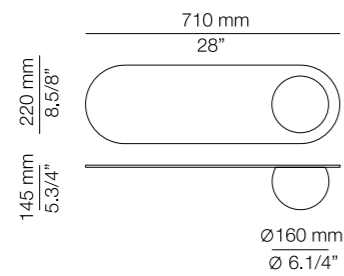


A-3703

LED 10W
(2700K / Ang. 120° / >80 CRI)
120V / Typ* 820 lumens
Dimmable Triac
Glass shade

Finishes

- 00 PLAIN
- 23 GR F



Hotel Terra Dominicana by @blackvelvetstudio_bcn

Additional

We offer custom finishes, sizes,
and alternate lamping for projects.

Photographs may show non-standard products.





Private residence by @living_and_deco



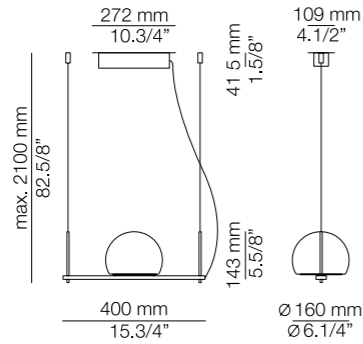
^(ENG) Like the acrobat poised on a trapeze, this suspension lamp is perfectly balanced and versatile. Its flexibility is demonstrated when it can be installed facing up or down, at an angle or even linked for a longer unit.

^(ESP) Igual que un acróbata en su trapecio, la lámpara de suspensión Circ evoca equilibrio y flexibilidad. Esta ligera y elegante suspensión demuestra su versatilidad ofreciendo la posibilidad de colocarse iluminando hacia arriba o hacia abajo, en ángulo o conectando varios de sus tamaños disponibles para crear composiciones.



T-3714

LED 6.2W
(2700K / Ang. 120°
>90 CRI / 350mA) / 120V
Typ* 725 lumens
Dimmable Triac
Glass shade

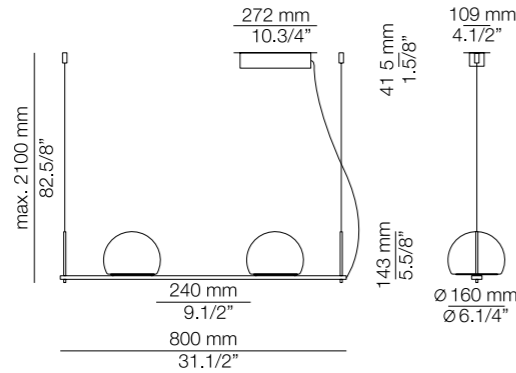


Finishes

- 26 BLK
- 61 S GLD

T-3715

LED 2x6.2W
(2700K / Ang. 120°
>90 CRI / 350mA) / 120V
Typ* 2x725 lumens
Dimmable Triac
Glass shade

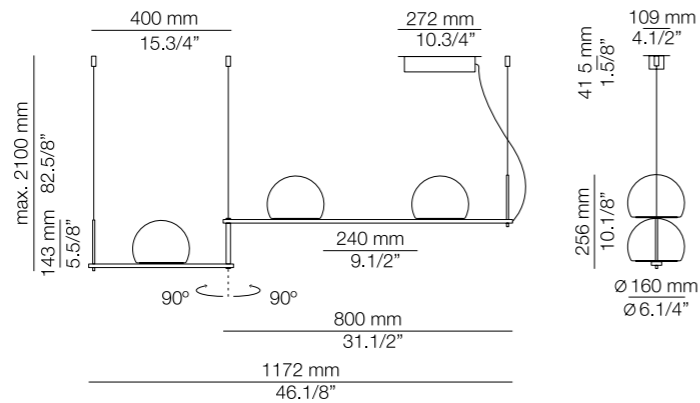


Finishes

- 26 BLK
- 61 S GLD

T-3716

LED 3x6.2W
(2700K / Ang. 120°
>90 CRI / 350mA) / 120V
Typ* 3x725 lumens
Dimmable Triac
Glass shade

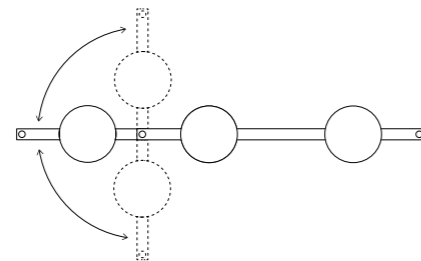


Finishes


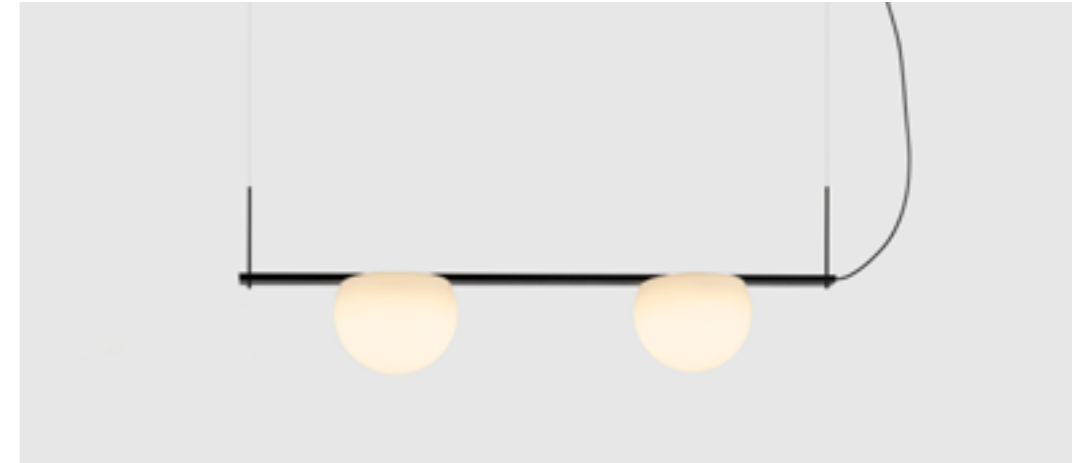
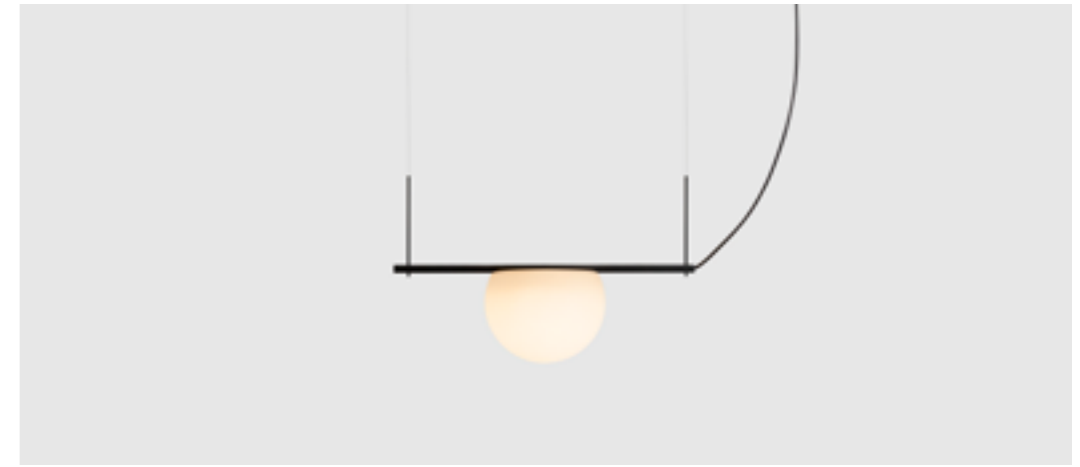
- 26 BLK
- 61 S GLD

Additional

We offer custom finishes, sizes,
and alternate lamping for projects.
Photographs may show non-standard products.



98 / Private residence by @alon_cohen_architecture 102 / Private residence by BNU Nanjing



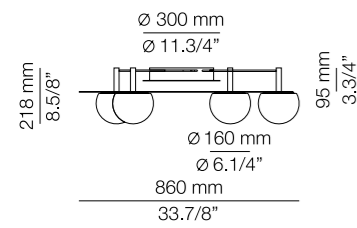
^(ENG) A pivoting arm allows straight lines or angles for unique installations. Connect two suspension lights and create custom compositions that meander overhead to illuminate select areas. ^(ESP) Un brazo giratorio permite instalaciones únicas en línea recta o en ángulo. Conecta dos lámparas de suspensión para crear composiciones personalizadas que iluminen la zona deseada.



t-3810A / t-3810

LED 4x6.2W
(2700K / Ang. 120°
>90 CRI / 350mA) / 120V
Typ* 4x725 lumens
Dimmable Triac
Glass shade

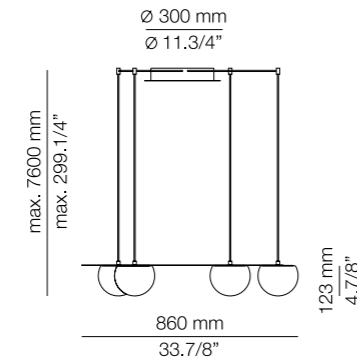
t-3810A: With Acoustic Panel
t-3810: With metal ring



T-3815A / T-3815

LED 4x6.2W
(2700K / Ang. 120°
>90 CRI / 350mA) / 120V
Typ* 4x725 lumens
Dimmable Triac
Glass shade

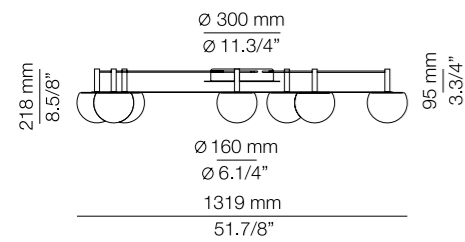
T-3815A: With Acoustic Panel
T-3815: With metal ring



t-3811A / t-3811

LED 7x6.2W
(2700K / Ang. 120°
>90 CRI / 350mA) / 120V
Typ* 7x725 lumens
Dimmable Triac
Glass shade

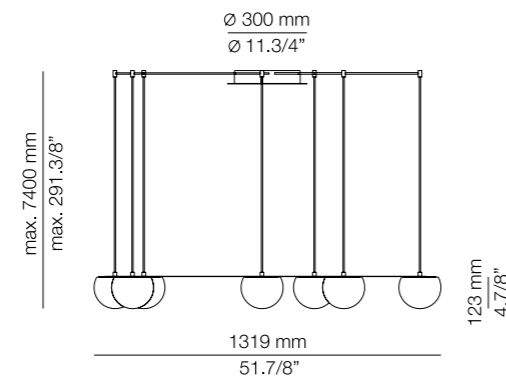
t-3811A: With Acoustic Panel
t-3811: With metal ring



T-3816A / T-3816

LED 7x6.2W
(2700K / Ang. 120°
>90 CRI / 350mA) / 120V
Typ* 7x725 lumens
Dimmable Triac
Glass shade

T-3816A: With Acoustic Panel
T-3816: With metal ring



Finish
Acoustic Panel

P.E.T. felt
● 26 BLK
⊗=0.25

Finishes Ring

● 26 BLK
● 61 S GLD

Additional


We offer custom finishes, sizes,
and alternate lamping for projects.
Photographs may show non-standard products.



t-3810A



T-3815A



t-3811



T-3816



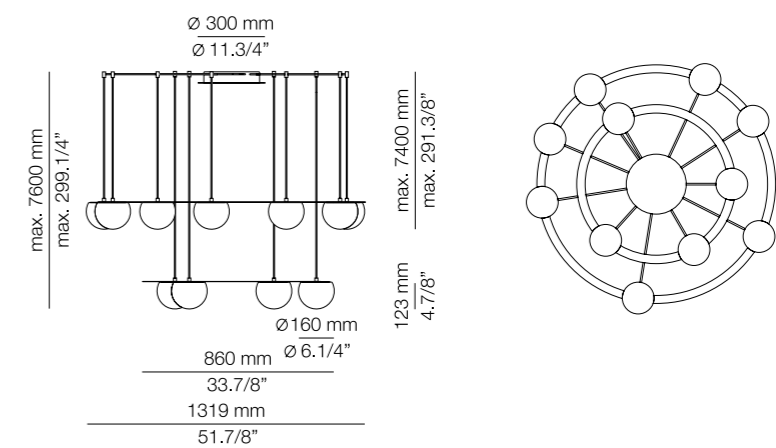


Private residence by @bureau.slovo

CIRC · SUSPENSION · COMPOSITION



CIRC R30.1SP1MP



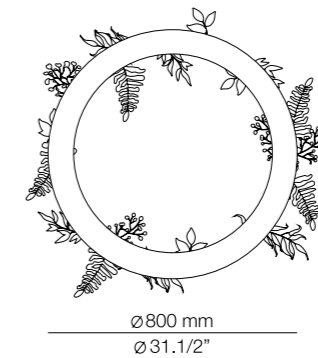


Catena Abogados offices by @evolet.interiorismo



VEGETATION KIT

Planter KIT with artificial greenery included.
Not waterproof
Maximum 66lb



(ENG) Greenery adds life to interiors and light is life to plants: Circ embraces biophilia, indulging the desire to connect with nature. The planter ring incorporate natural-looking artificial plants with pendants for a fresh and trending look. It can be combined with Circ, Laverd and Aro: three dramatic chandeliers for large spaces and high ceilings. (ESP) La vegetación da vida a los interiores y la luz es vida para las plantas: Circ abraza la biofilia satisfaciendo el deseo de conectar con la naturaleza. La jardinera permite incorporar plantas artificiales de aspecto natural con luminarias suspendidas para una apariencia fresca. Se puede combinar con Circ, Laverd y Aro: tres suspensiones pensadas para grandes espacios y techos altos.

(ENG) Acoustic panels combined with light create a decorative cloud to reduce noise. Acoustic panels are flush mounted to the ceiling. (ESP) Paneles acústicos, colocados como plafón y combinados con semiesferas de luz crean una original figura que aporta carácter al espacio y al mismo tiempo merma el ruido de la sala.

t-3825

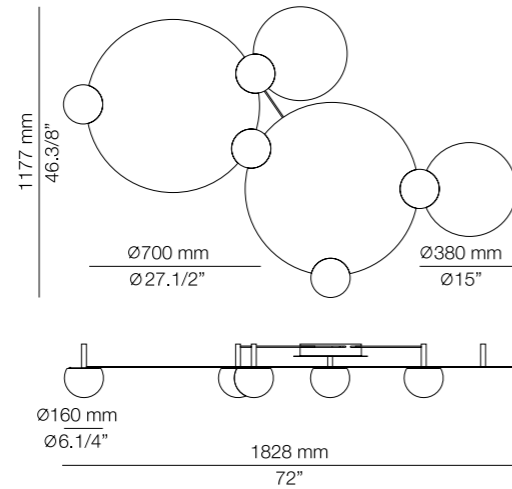
LED 5x6.2W
 (2700K / Ang. 120°
 >90 CRI / 350mA) / 120V
 Typ* 5x725 lumens
 Dimmable Triac
 Glass shade

Finishes Acoustic Panel

P.E.T. felt
 ● ● 26 BLK & 55 BG
 (α=0.25)

Additional

We offer custom finishes, sizes, and alternate lamping for projects.
 Photographs may show non-standard products.



Private residence by Atelier 3



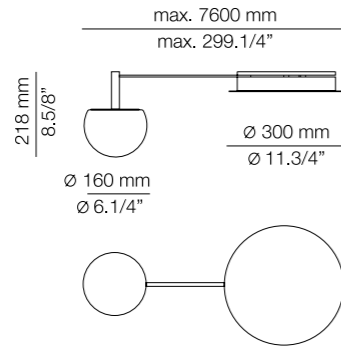


114 / Private residence by @isabe_gomez_studio 115 / Private residence by @alon_cohen_architecture



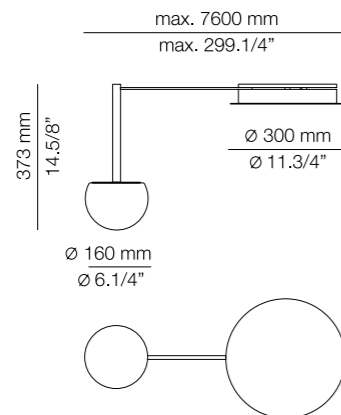
t-3820S

LED 6.2W
 (2700K / Ang. 120°
 >90 CRI / 350mA) / 120V
 Typ* 725 lumens
 Dimmable Triac
 Glass shade



t-3821S

LED 6.2W
 (2700K / Ang. 120°
 >90 CRI / 350mA) / 120V
 Typ* 725 lumens
 Dimmable Triac
 Glass shade



Finish

- 26 BLK

Additional

We offer custom finishes, sizes,
 and alternate lamping for projects.

Photographs may show non-standard products.



(ENG) With a single, versatile canopy, several glass hemispheres sprawl across a ceiling in custom patterns to illuminate specific areas. The cables connecting the lights are offered in different lengths while the lights are suspended on metal stems. Infinite configurations can be created from this simple and functional design. (ESP) Con un único florón, varias semiesferas de cristal se extienden por el techo creando composiciones personalizadas para iluminar áreas específicas. Las pantallas quedan suspendidas en vástagos de metal, y los cables que las conectan permiten crear infinitas configuraciones a partir de un diseño simple y funcional.





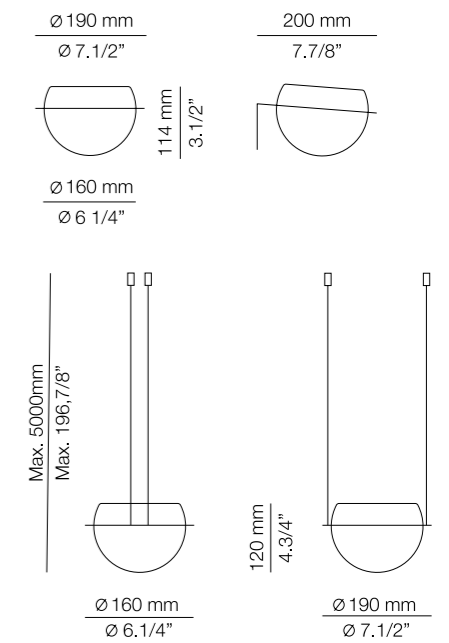
Offices JCM Technologies

CIRC · FLOWER POT



FLOWER POT

Flower pot KIT for greenery in black anthracite polyethylene. Plants not included. Waterproof / Maximum 3.3 lb



CUPOLINA

Boti de Dominicis Studio

^(ENG) An ancient symbol of strength and shelter, the dome inspires artists and architects, and now illuminates interiors. Cupolina's variations include a floor lamp, a table lamp and one wall-mounted with a small shelf. The dome head is aluminum with acrylic diffuser. ^(ESP) La cúpula, un antiguo símbolo de fuerza y refugio, que ha inspirado artistas y arquitectos, ahora ilumina los interiores. La familia Cupolina incluye una lámpara de pie y una lámpara de mesa. Dos estilos más están montados en la pared, uno al ras y otro con un estante pequeño. El cabezal de la cúpula es de aluminio con difusor acrílico.





Hotel Casa Vincke





Hotel Casa Vincke





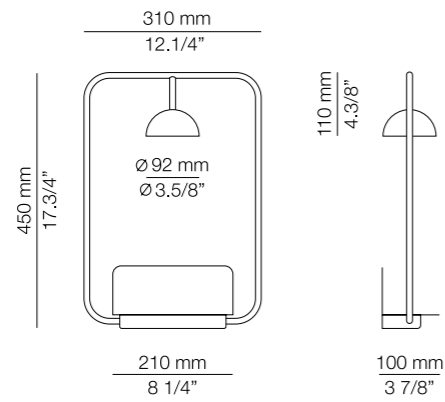


128 & 129 / Hotel Casa Vincke



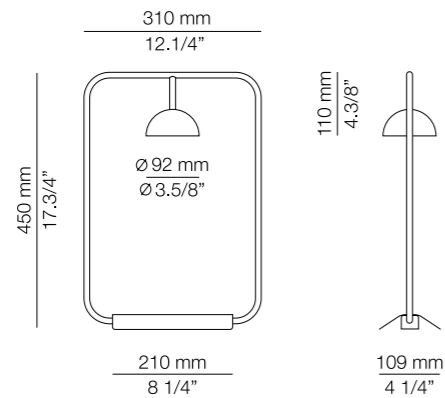
A-3930

LED 6.2W
 (2700K / Ang. 70°
 >90 CRI / 350mA)
 120V / Typ* 725 lumens
 Non dimmable
 Shelf max. weight 4lb



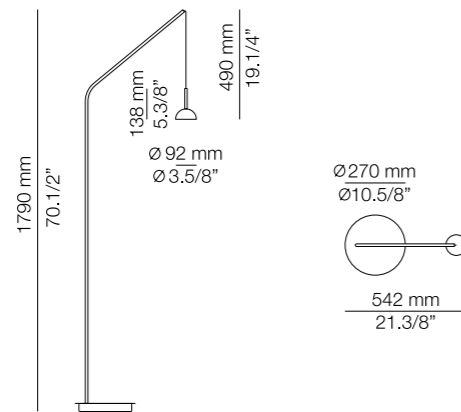
M-3937

LED 6.2W
 (2700K / Ang. 70°
 >90 CRI / 350mA)
 120V / Typ* 725 lumens
 On/Off cord switch



p-3939

LED 6.2W
 (2700K / Ang. 70°
 >90 CRI / 350mA)
 120V / Typ* 725 lumens
 On/Off cord switch



Finishes

- 26 BLK
- 59 TC
- 74 WH

Additional

We offer custom finishes, sizes, and alternate lamping for projects.

Photographs may show non-standard products.



Offices JCM Technologies





(ENG) Mounted on a suspended metal grid, the domes illuminate all the places where people gather. The interplay of geometric motifs adds drama to every interior. Cupolina easily goes solo, adapting itself to more intimate spaces for precision lighting. (ESP) Colgadas de una estructura rectangular, las cúpulas pueden iluminar cualquier espacio de reunión. La interacción de diferentes formas geométricas añaden dramatismo a cada interior. En su versión individual, Cupolina se adapta perfectamente a espacios más íntimos para una iluminación precisa.





Hotel Casa Vincke

Designer Show House by @nometri_





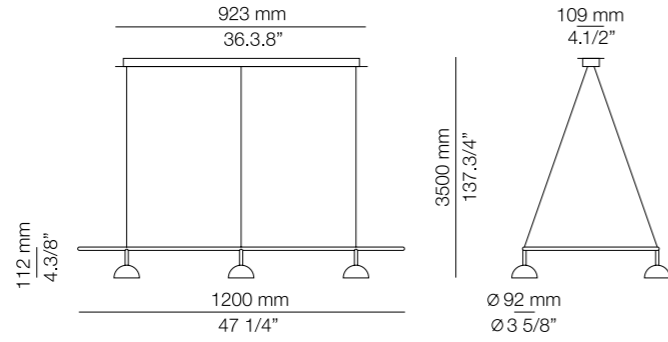
Offices JCM Technologies





T-3935

LED 6x6.2W
(2700K / Ang. 70°
>90 CRI / 350mA)
120V / Typ* 6x725 lumens
Dimmable Triac

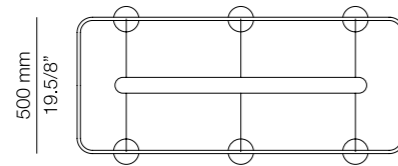


Finishes

- 26 BLK
- 74 WH

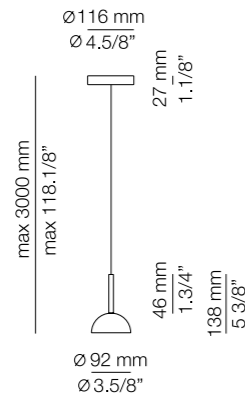
Finish Acoustic Panel

- ● Pet Felt + Artificial Vegetation
- ● Pet Felt + Artificial Vegetation



T-3934

LED 6,2W
(2700K / Ang. 70°
>90 CRI / 350mA)
120V / Typ* 725 lumens
Non Dimmable



Finishes

- 26 BLK
- 59 TC
- 74 WH

Additional

We offer custom finishes, sizes, and alternate lamping for projects.

Photographs may show non-standard products.



Hotel Casa Vincke



BOLS

Mermelada estudio

^(ENG) Bols adds volume without weight. The polyethylene globe is a transformative element that can be suspended from the ceiling or provide ambient light when captured in open metal baskets. Indoors and outdoors, the baskets can be customized with kits that allow use as tables or planters. ^(ESP) Bols añade volumen sin peso visual. La pantalla de polietileno es un elemento transformador que, combinado con diferentes estructuras metálicas, se puede colgar del techo o proporcionar luz ambiental mediante lámparas de pie. Tanto en interior como en exterior, Bols se puede personalizar con kits que permiten su uso como mesita auxiliar o macetero.









(ENG) The low or tall metal basket that holds Bols can be customized with a table kit, a removable polypropylene tray-top. With the flowerpot or planter kit, greenery can be added to indoor and outdoor spaces. (ESP) Sus versiones de pie se pueden convertir fácilmente en macetero o en mesita auxiliar gracias a una ingeniosa solución pensada para llenar de verde las terrazas o añadir una superficie extra sin ocupar sitio.



BOLS · FLOOR LAMP

(ENG) Not every thumb is green. Our faux greenery brings the restorative power of nature indoors with no maintenance required. (ESP) Nuestra vegetación artificial permite traer el poder reparador de la naturaleza a los espacios interiores sin necesidad de mantenimiento.



Offices JCM Technologies



P-4027X

LED 10W
(2700K / Ang. 120° / >80 CRI)
120V / Typ* 820 lumens
Dimmable Triac
Polyethylene shade

Finish

● 96 BLK ANT

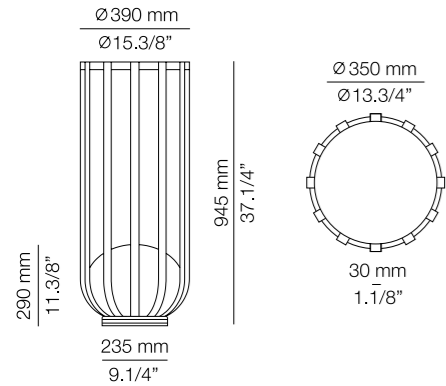


Table Kit

Polypropylene flower pot + metal table top
Plants not included
Maximum 6.6lb




Flower Pot Kit

Polypropylene flower pot for natural vegetation
Plants not included
Maximum 12lb



Vegetation Kit

Artificial greenery



Bolt down floor base kit

Metal base



P-4028X

LED 10W
(2700K / Ang. 120° / >80 CRI)
120V / Typ* 820 lumens
Dimmable Triac
Polyethylene shade

Finishes

● 78 OX RD

● 96 BLK ANT

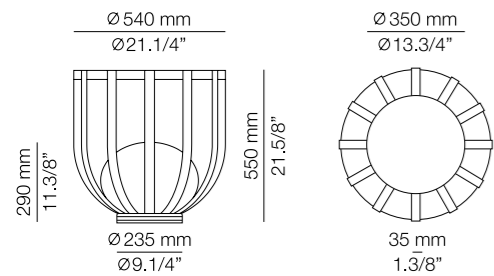


Table Kit

Polypropylene flower pot + metal table top
Plants not included
Maximum 11lb



Flower Pot Set

6.1/4"
Includes 3 flower pots + tray
Plants not included.



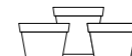
Vegetation Kit

Artificial greenery



Flower Pot Set

7.1/8"
Includes 3 flower pots + tray
Plants not included.



Bolt down floor base kit


Metal base



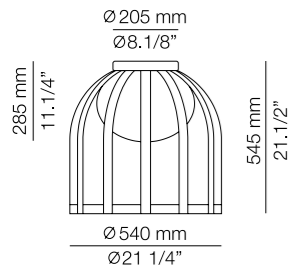
Additional

We offer custom finishes, sizes, and alternate lamping for projects.

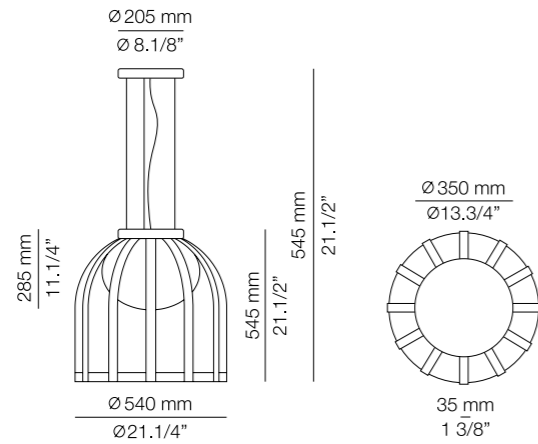
Photographs may show non-standard products.



t-4022X



T-4024X

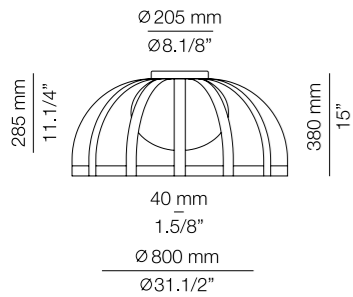


LED 10W
(2700K / Ang. 120° / >80 CRI)
120V / Typ* 820 lumens
Dimmable Triac
Polyethylene shade

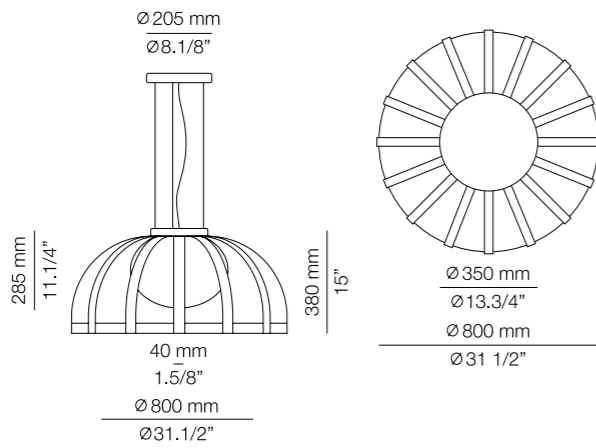
Finish

● 78 OX RD

t-4023X




T-4025X



LED 10W
(2700K / Ang. 120° / >80 CRI)
120V / Typ* 820 lumens
Dimmable Triac
Polyethylene shade

Finish

● 55 BG



Additional

We offer custom finishes, sizes, and alternate lamping for projects.

Photographs may show non-standard products.



FRAME

Aqueni

^(ENG) Frame has a timeless simplicity, providing a sophisticated solution to lighting paths and exterior walls. The sconces work nicely inside, too. The frames are metal with two layers of powder coat finish for maximum resistance to the elements, ensuring long-lasting elegance. Inside, a ridged cylindrical pyrex glass diffuser. ^(ESP) Frame tiene una sencillez atemporal que proporciona una solución sofisticada para iluminar caminos y fachadas. La estructura de metal está protegida con una doble capa de pintura en polvo extremadamente resistente a la corrosión para asegurar una elegancia duradera. La pieza central es un difusor de pyrex texturizado.









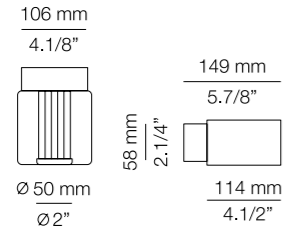
Offices JCM Technologies



FRAME · SPEC SHEET

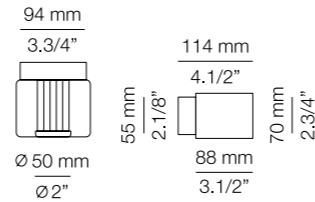
A-4053X

LED 6,2W
(2700K / Ang. 70°
>90 CRI / 350mA)
100V - 240V
Typ* 725 lumens
Non Dimmable
Transparent pyrex glass
Dimmable upon request
(Remote installation)



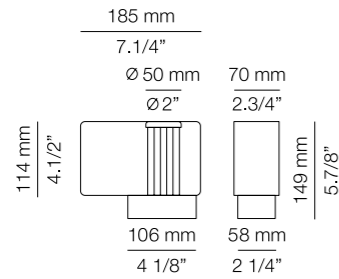
A-4050

LED 6,2W
(2700K / Ang. 70°
>90 CRI / 350mA)
100V - 240V / Typ* 725 lumens
Non Dimmable
Satinated pyrex glass
Dimmable upon request
(Remote installation)



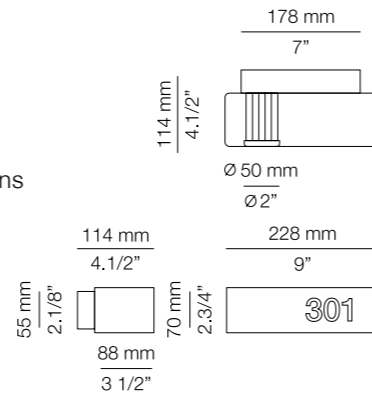
P-4054X

LED 6,2W
(2700K / Ang. 70°
>90 CRI / 350mA)
100V - 240V
Typ* 725 lumens
Non Dimmable
Hard wired (no plug)
Transparent pyrex glass
Dimmable upon request
(Remote installation)



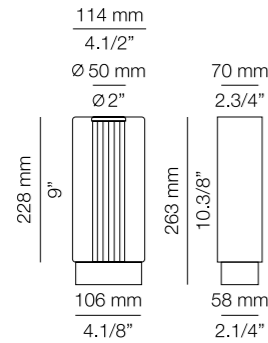
A-4051

LED 6,2W
(2700K / Ang. 70°
>90 CRI / 350mA)
100V - 240V / Typ* 725 lumens
Non Dimmable
Satinated pyrex glass
Optional laser cut signage
Dimmable upon request
(Remote installation)



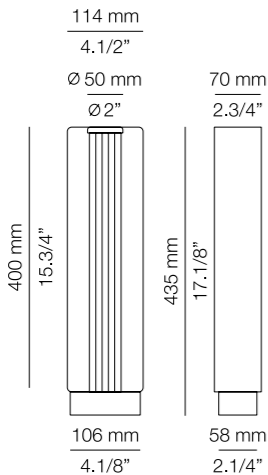
P-4055X

LED 6.2W
(2700K / Ang. 70°
>90 CRI / 350mA)
100V - 240V
Typ* 725 lumens
Non Dimmable
Hard wired (no plug)
Transparent pyrex glass



P-4056X

LED 6.2W
(2700K / Ang. 70°
>90 CRI / 350mA)
100V - 240V
Typ* 725 lumens
Non Dimmable
Hard wired (no plug)
Transparent pyrex glass



Finish Outdoor

- 96 BLK ANT

Additional

Double layer coating for high resistance to corrosion and other maritime environmental conditions.

We offer custom finishes, sizes, and alternate lamping for projects.

Photographs may show non-standard products.



Finishes Indoor

- 74 WH
- 96 BLK ANT

Additional

We offer custom finishes, sizes, and alternate lamping for projects.

Contract option minimum quantity required.

Photographs may show non-standard products.



Contract Option



CYLS

Mermelada estudio

^(ENG) A simple cylindrical shade is fixed to an extended arm and rotates to direct its light. The slender stem is balanced on a circular steel or a polished marble base. Add a polyester fiber shade and Cyls glows with warm and diffused light to romantically illumine the space. ^(ESP) La pantalla cilíndrica permite su rotación para dirigir la luz y el brazo extensible se equilibra sobre una base circular de acero que se puede personalizar con un pie de mármol pulido. Añadiendo una pantalla de poliéster, Cyls brillará con luz cálida y difusa iluminando románticamente cualquier espacio.





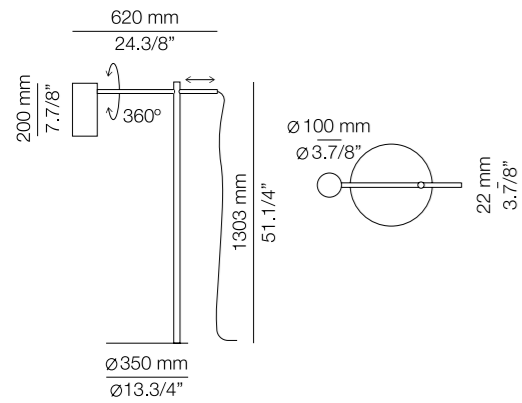
167 / Private residence by @rosacolet.interiordesign 168 / Hotel Yurbban Passage by @raquelsoqorb 169 / Hotel Casa Vincke





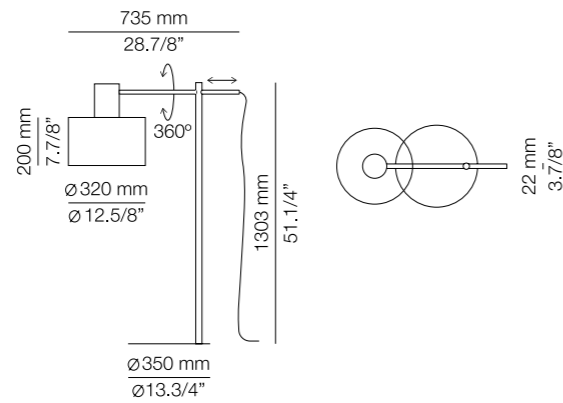
p-3908

LED up to 20W
A19 / Medium base / 120V
On/Off cord switch



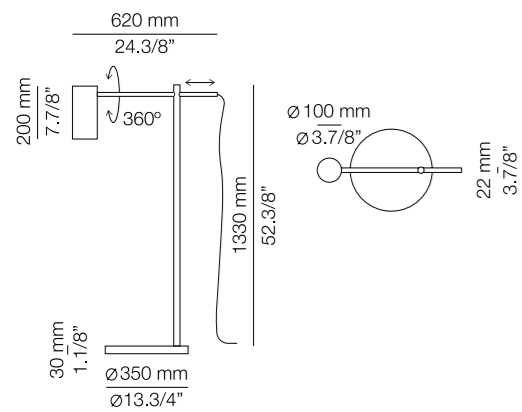
p-3908P

LED up to 20W
A19 / Medium base / 120V
On/Off cord switch
White pearl translucent polyester shade



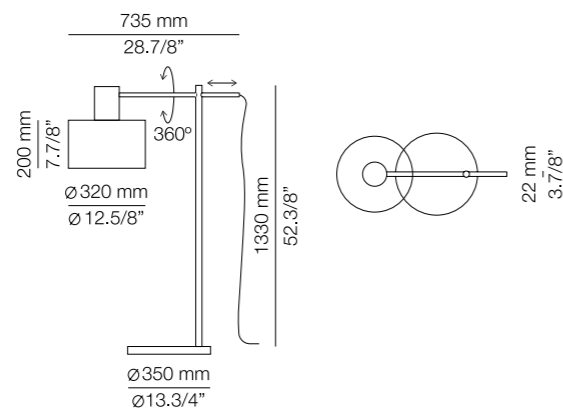
p-3908M

LED up to 20W
A19 / Medium base / 120V
On/Off cord switch
Marble base



p-3908MP

LED up to 20W
A19 / Medium base / 120V
On/Off cord switch
White pearl translucent polyester shade and marble base



Finishes

- 26 BLK
- 55 BG

Additional

We offer custom finishes, sizes, and alternate lamping for projects.

Photographs may show non-standard products.



170 / Catalogue @bassols_1790 173 / Hotel Yurbban Passage by @raquelsoqorb



(ENG) Scaled to sit atop a desk or bedside table, Cyls' technic-inspired, minimalist design makes it the perfect office or bedroom partner.

(ESP) Con las proporciones perfectas para escritorio o mesita de noche y un carácter técnico-decorativo, Cyls es la perfecta compañera para una mesa de oficina o dormitorio.

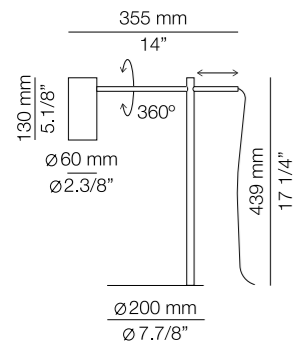


174 / Catalogue @bassols_1790 175 / Private residence by @rosacolet.interiordesign



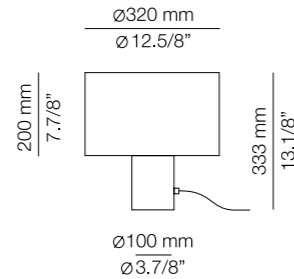
M-3907

LED up to 10W
B11 / Candelabra base / 120V
On/Off cord switch



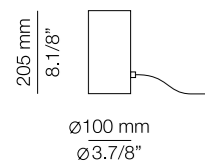
M-3906P

LED up to 20W
A19 / Medium base / 120V
On/Off cord switch
White pearl translucent polyester shade



M-3906

LED up to 20W
A19 / Medium base / 120V
On/Off cord switch



Finishes

- 26 BLK
- 55 BG

Additional

We offer custom finishes, sizes, and alternate lamping for projects.

Photographs may show non-standard products.



Private residence by @rosacolei.interiordesign






^(ENG) Suspended, Cyls directs its light to any chosen area. Add a translucent shade to create elegant, softer lighting for seating or dining areas. ^(ESP) Cyls de suspensión ilumina cualquier área. Añadiendo una pantalla translúcida se consigue una iluminación más suave y elegante para las zonas de descanso o el comedor.



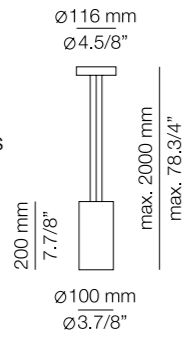


180 / Private residence by @rosacolet.interiordesign 181 / Hotel Yurbban Passage by @raquelsogorb



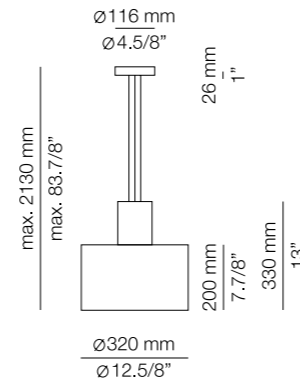
T-3905

LED up to 20W
A19 / Medium base / 120V
Dimmable when using dim. lamps



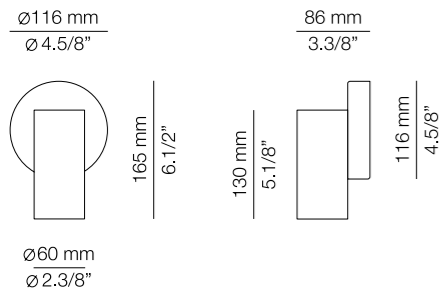
T-3905P

LED up to 20W
A19 / Medium base / 120V
Dimmable when using dim. lamps
White pearl translucent polyester shade



A-3900

LED up to 10W
B11 / Candelabra base / 120V
Dimmable when using dim. lamps




Finishes

- 26 BLK
- 55 BG

Additional

We offer custom finishes, sizes, and alternate lamping for projects.

Photographs may show non-standard products.



Hotel Yurbban Passage by @raquelsogorb



MORSE

Aparentment

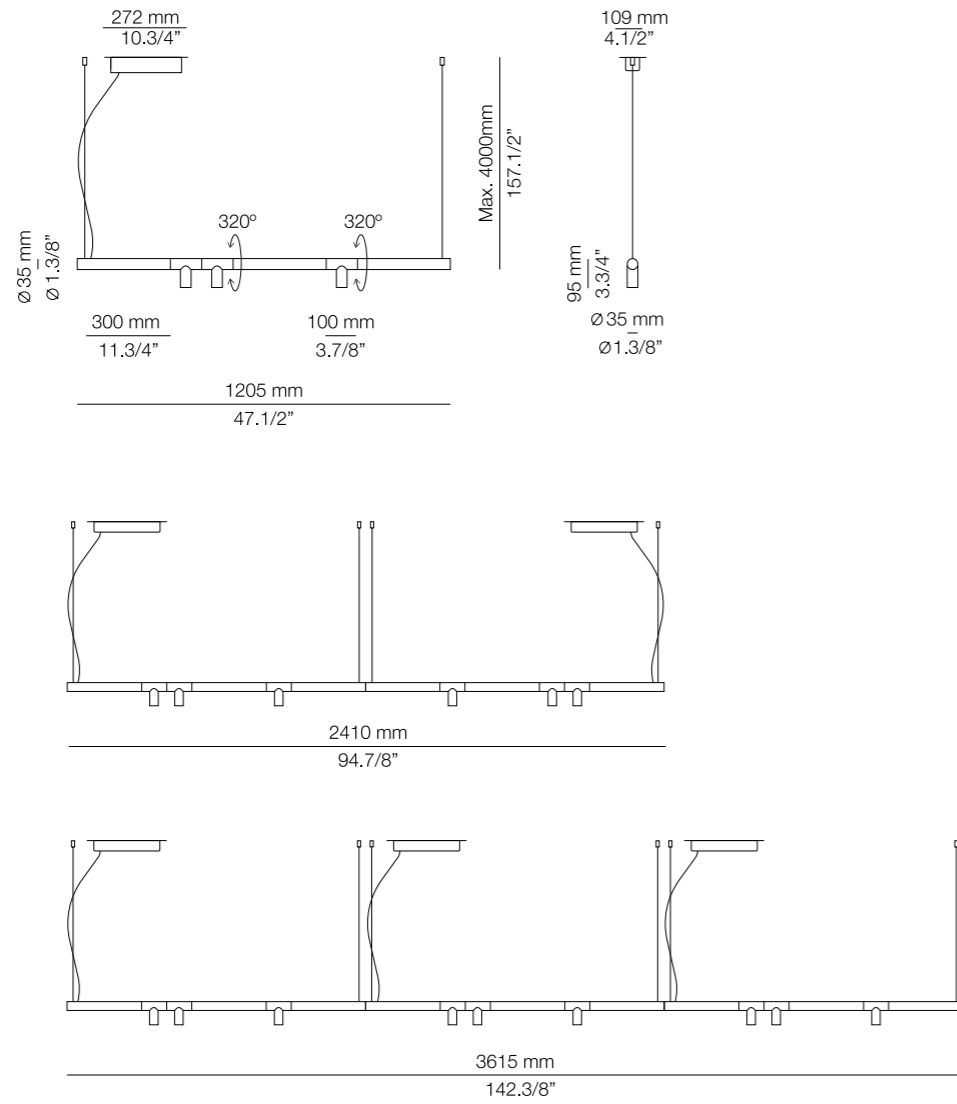
^(ENG) The minimalist Morse is as elegant as it is functional and adaptable. Light elements rotate independently along its slender dash of rail to permit direct and indirect illumination. Link several suspensions to illuminate large spaces with minimum visual impact. ^(ESP) Morse ofrece un minimalismo elegante y funcional en el que los segmentos de luz giran de forma independiente a lo largo de la estilizada estructura para permitir la iluminación directa e indirecta. Enlaza varias suspensiones para iluminar grandes espacios con el mínimo impacto visual.





T-3915S

LED 3x6.2W
 (2700K / Ang. 45°
 >90 CRI / 350mA) / 120V
 Typ* 3x725 lumens
 Dimmable Triac



Finish

- 26 BLK

Additional

15° optic lens conversion kit
 Union kit to install several
 luminaires together
 We offer custom finishes, sizes,
 and alternate lamping for projects.

*Photographs may show
 non-standard products.*



186 & 189 / Private residence by @rosacolet.interiordesign



ALFI

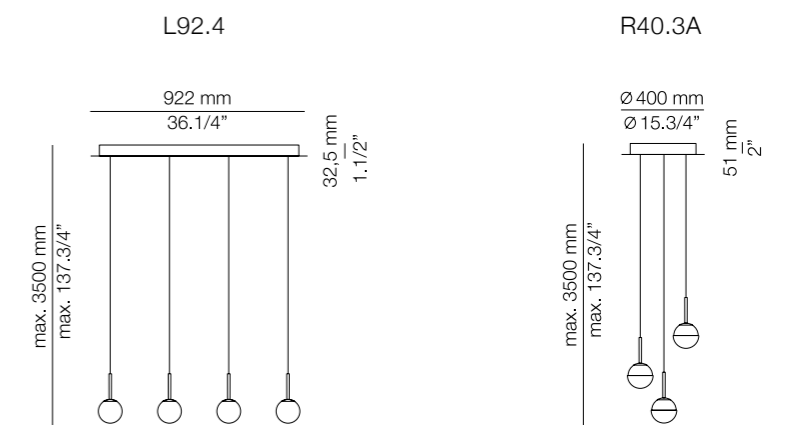
Estudi{H}ac

^(ENG) Delicate as a flower and as functional as a pin, Alfi's light emerges from a glass orb, softened with a metal cap. Indirect, dimmable light sculpture is suspended overhead with magical effect. Alfi shows its versatility as a galaxy of orbs or a single planetary light. ^(ESP) Delicada como una flor y tan funcional como un alfiler, la luz de Alfi emerge de una esfera de cristal suavizada por una tapa de metal. Una esbelta escultura de luz indirecta crea un efecto mágico y proporciona una iluminación suave. Alfi muestra su versatilidad pudiendo integrarse de forma individual en un espacio íntimo o formando grandes composiciones como si de lluvia se tratara.



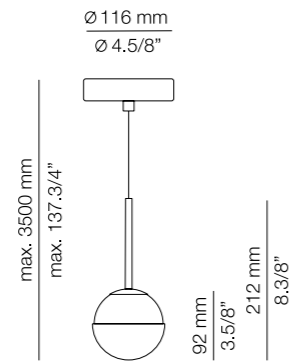


191 & 192 / Hashotel by @uaucollectiv & @lightfactoryhasselt



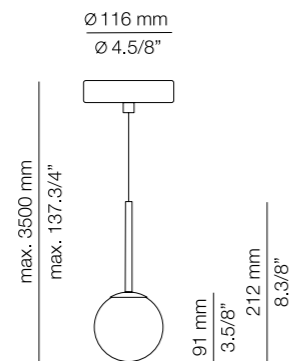
T-3744AS

LED 3W
 (2700K / Ang.120° / >90CRI / 350mA)
 100V-240V / Typ* 350 lumens
 Non Dimmable
 Glass shade with cap
 Dimmable upon request
 (Remote installation)



T-3744S

LED 3W
 (2700K / Ang.120° / >90CRI / 350mA)
 100V - 240V / Typ* 350 lumens
 Non Dimmable
 Plain glass shade
 Dimmable upon request
 (Remote installation)



Finishes

- 26 BLK
- 20 GLD M

Additional

We offer custom finishes, sizes,
 and alternate lamping for projects.

Photographs may show non-standard products.



Private residence by @rosacolei.interiordesign





Krion Porcelanosa





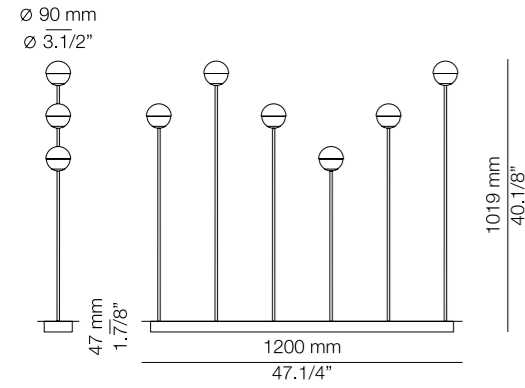
198 & 199 / Hotel Terra Dominicata by @blackvelvetstudio_bcn



^(ENG) Metal stems on ball joints allow easy adjustment. ^(ESP) La base de la lámpara oculta las rótulas que permiten orientar fácilmente los brazos de forma independiente.

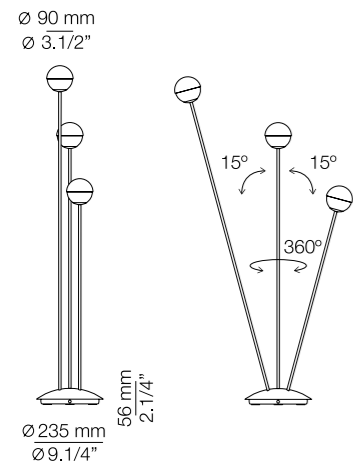
ALFI F120.6A

LED 6x3W
 (2700K / Ang.120° / >90CRI / 24V)
 100V - 277V / Typ* 6x300 lumens
 Dimmable 0-10V
 Hard wired / No plug
 Glass shade with cap



p-3748

LED 3x3W
 (2700K / Ang.120° / >90CRI / 24V)
 120V / Typ* 3x300 lumens
 On/Off cord switch
 Glass shade with cap



Finishes

- 26 BLK
- 20 GLD M

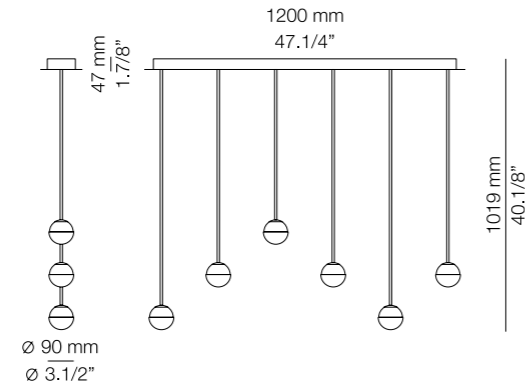
Additional

We offer custom finishes, sizes, and alternate lamping for projects.
 Photographs may show non-standard products.



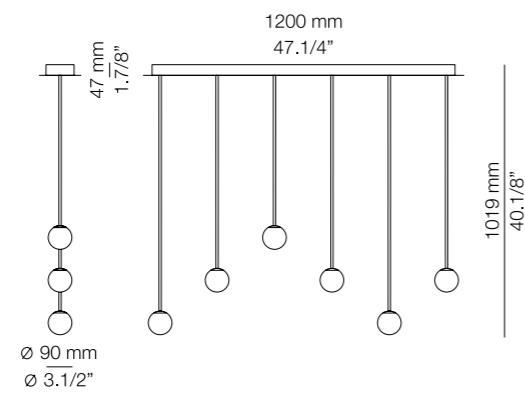
ALFI L120.6A

LED 6x3W
 (2700K / Ang.120° / >90CRI / 24V)
 100V - 277V / Typ* 6x300 lumens
 Dimmable 0-10V
 Glass shade with cap



ALFI L120.6

LED 6x3W
 (2700K / Ang.120° / >90CRI / 24V)
 100V - 277V / Typ* 6x300 lumens
 Dimmable 0-10V
 Plain glass shade



Finishes

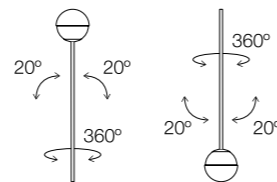
- 26 BLK
- 20 GLD M

Additional

We offer custom finishes, sizes, and alternate lamping for projects.
 Photographs may show non-standard products.



Rotation of the stems



Private residence by @estudiohac_jmferrero





^(ENG) The perfect, minimalist orb, with front cap for indirect lighting or angled down, left or right for asymmetrical light. Or, leave it uncovered for brilliant illumination. ^(ESP) Una perfecta esfera minimalista con luz directa, indirecta o dirigida; según el modelo elegido.

Hotel Terra Dominicana by @blackvelvetstudio_bcn





151

FIFTH FLOOR

153

204

205

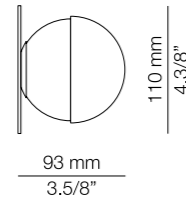


204 & 206 / Hashotel by @uaucollectiv & @lightfactoryhasseit 207 / Tailor(H)otel by @estudiuhac_jmferreiro



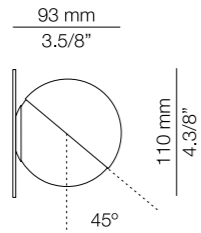
A-3740AR / t-3740AR

LED 3W
 (2700K / Ang.120° / >90CRI / 350mA)
 120V - 240V / Typ* 350 lumens
 Driver in Junction box
 Glass shade with cap



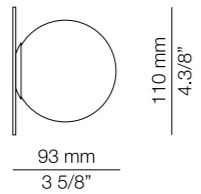
A-3740A1R

LED 3W
 (2700K / Ang.120° / >90CRI / 350mA)
 120V - 240V / Typ* 350 lumens
 Driver in Junction box
 Glass shade with cap at 45°



A-3740R / t-3740R

LED 3W
 (2700K / Ang.120° / >90CRI / 350mA)
 120V - 240V / Typ* 350 lumens
 Driver in Junction box
 Plain glass shade



Finishes

- 26 BLK
- 20 GLD M

Additional

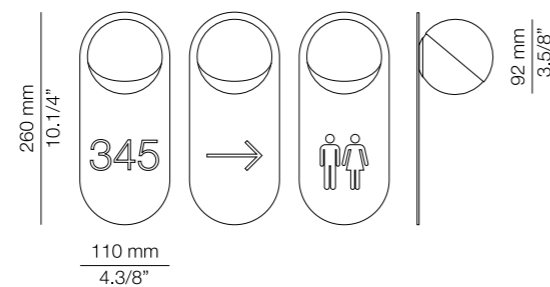
We offer custom finishes, sizes,
 and alternate lamping for projects.
 Contract option minimum quantity required.

Photographs may show non-standard products.



Signage option

A-3741 Wall light with laser cut signage



Hotel Grand Koper by AKSL Arhitekti



ASANA

OiKo Design Office

^(ENG) Asana is a poised spear of light, adjustable 140°. Its partner has globes for softly diffused light on a non-adjustable base. ^(ESP) Asana se caracteriza por su forma estilizada y un brazo iluminado que se puede ajustar hasta 140°. La colección presenta una versión de aspecto delicado gracias a la calidez que le aportan las pantallas de cristal en sus dos brazos fijos.





212

213

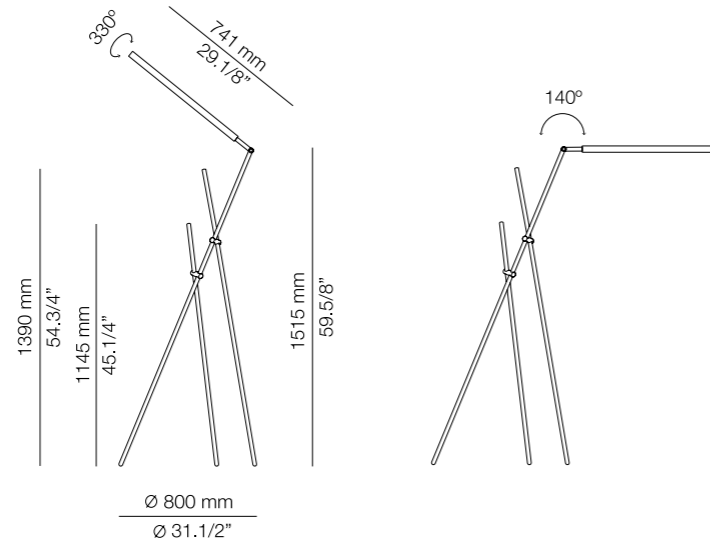


211 / Casa Cabañal Residence by @bacon_studio

(ENG) Asana's multifunctional arms support optional accessories: a small shelf and a lectern. (ESP) Los brazos multifuncionales de Asana permiten accesorios opcionales como un estante pequeño y un atril.

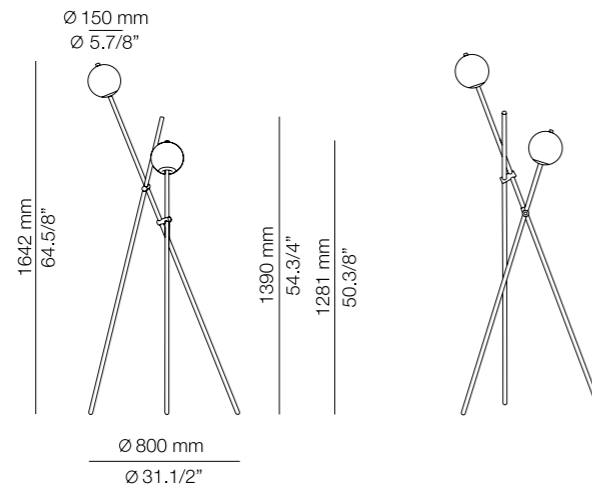
P-3768

LED 10,7W
 (2700K / Ang.120° / >80 CRI / 24V)
 120V - 240V / Typ* 1068 lumens
 Sensor dimmer on the body
 Acrylic shade / Universal plug



P-3769

LED 2x5,35W
 (2700K / Ang.120° / >80 CRI / 24V)
 120V - 240V / Typ* 2x535 lumens
 Sensor dimmer on the body
 Glass shades / Universal plug



Finish body

● 92 MNK

Finishes stem

● 61 S GLD

● 93 GR LM

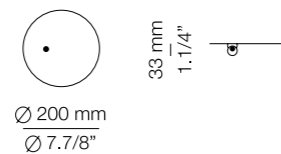
Additional

We offer custom finishes, sizes, and alternate lamping for projects.

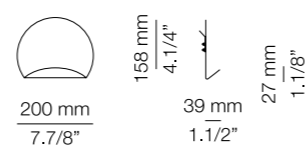
Photographs may show non-standard products.



Table accessory



Lectern accessory



FLOW

Estudi Ribaudí

^(ENG) A simple tube pinched along its length defines Flow and gives it a unique character. As a suspension lamp used in multiples, it fills spaces with light. ^(ESP) Un cilindro estilizado con un delicado pliegue define la colección Flow y le da un carácter único. Las tres medidas de la lámpara de suspensión permiten crear un diseño propio combinándolas entre ellas con nuestra selección de sujeciones múltiples.



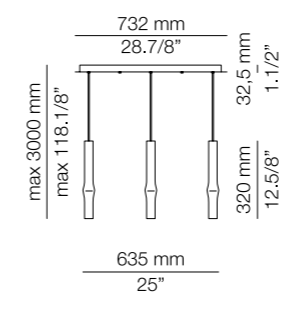


219 / Private residence by @louisanichaeinteriors 220 / Private residence by @docrysidc

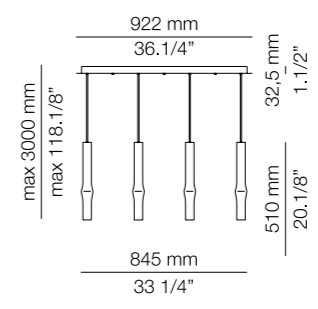
FLOW · SUSPENSION



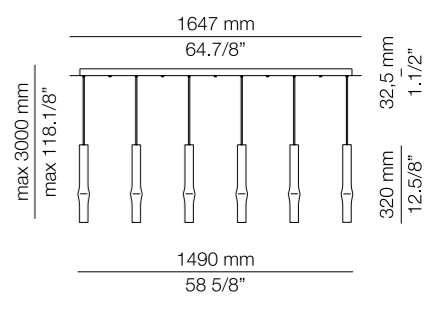
FLOW L73.3S



FLOW L92.4S



FLOW L165.6S

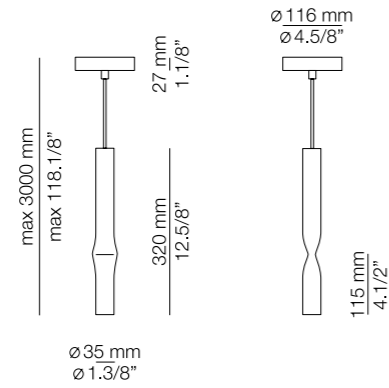


T-3734S

LED 6.2W
 (2700K / Ang. 70° / >90 CRI / 350mA)
 100V - 240V / Typ* 725 lumens
 Non dimmable (dimmable upon request)
 Compositions are dimmable

Finishes shade

- 26 BLK
- 61 S GLD

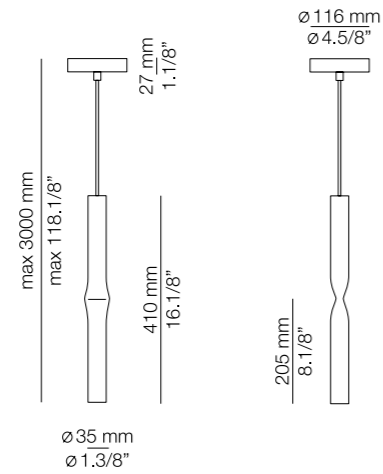


T-3735S

LED 6.2W
 (2700K / Ang. 70° / >90 CRI / 350mA)
 100V - 240V / Typ* 725 lumens
 Non dimmable (dimmable upon request)
 Compositions are dimmable

Finishes shade

- 26 BLK
- 61 S GLD

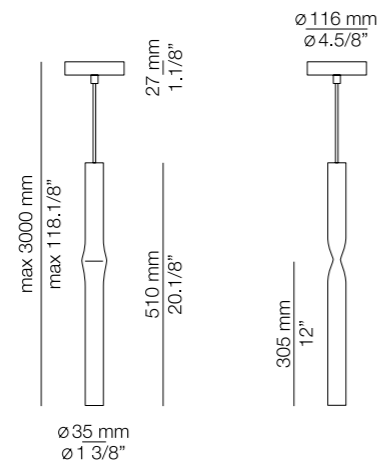


T-3736S

LED 6.2W
 (2700K / Ang. 70° / >90 CRI / 350mA)
 100V - 240V / Typ* 725 lumens
 Non dimmable (dimmable upon request)
 Compositions are dimmable

Finishes shade

- 26 BLK
- 61 S GLD



Additional

We offer custom finishes, sizes,
 and alternate lamping for projects.

Photographs may show non-standard products.



Hotel Terra Domicata by @blackvelvetstudio_bcn



A-3730

LED 6,2W
 (2700K / Ang. 70° / >90 CRI / 350mA)
 100V - 240V / Typ* 725 lumens
 Non dimmable (dimmable upon request)
 (Remote installation)

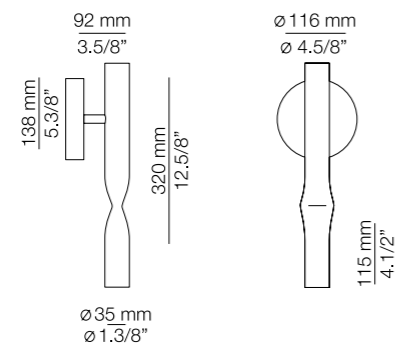
Finishes

- 26 BLK
- 61 S GLD

Additional

We offer custom finishes, sizes, and alternate lamping for projects. Contract option minimum quantity required.

Photographs may show non-standard products



Hotel Terra Dominicata by @blackvelvetstudio_bcn


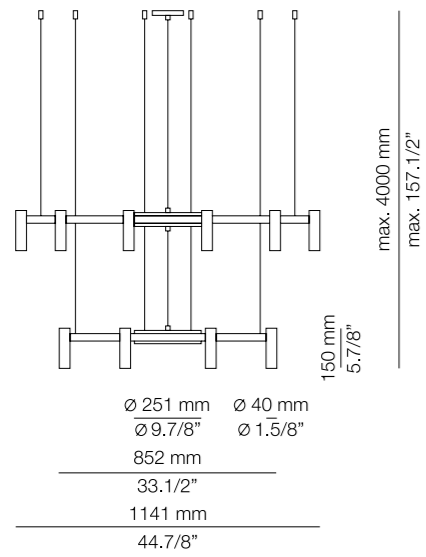


LAVERD

Zachi Jacobovich

^(ENG) The chandelier re-imagined as a stylized wheel, with cylindrical lamps which can project light up and down. Laverd is offered in two sizes that can be combined or vertically connected. A central element suspended from steel cables permits the creation of different shapes. ^(ESP) Laverd da vida a una lámpara de araña, reinterpretación estilizada de una rueda con pantallas cilíndricas que proyectan la luz en ambos sentidos. Un elemento central dinámico permite la creación de diferentes formas conectando y combinando lámparas de dos diámetros verticalmente.





T-3805

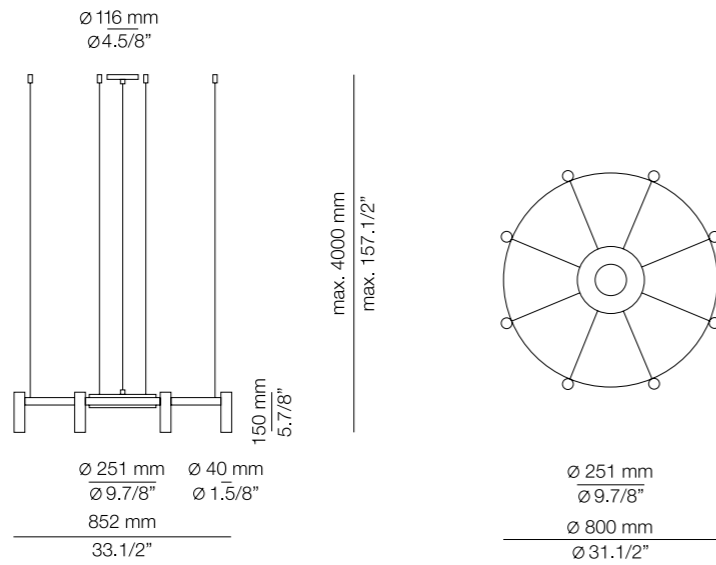
LED 16x3W
 (2700K / Ang. 60° / >90CRI / 24V)
 100V - 277V / Typ* 16x300 lumens
 Dimmable 0-10V
 Up and down light
 Maximum power cable length 13 feet

Finish body

- 26 BLK

Finishes head

- 26 BLK
- 61 S GLD



T-3806

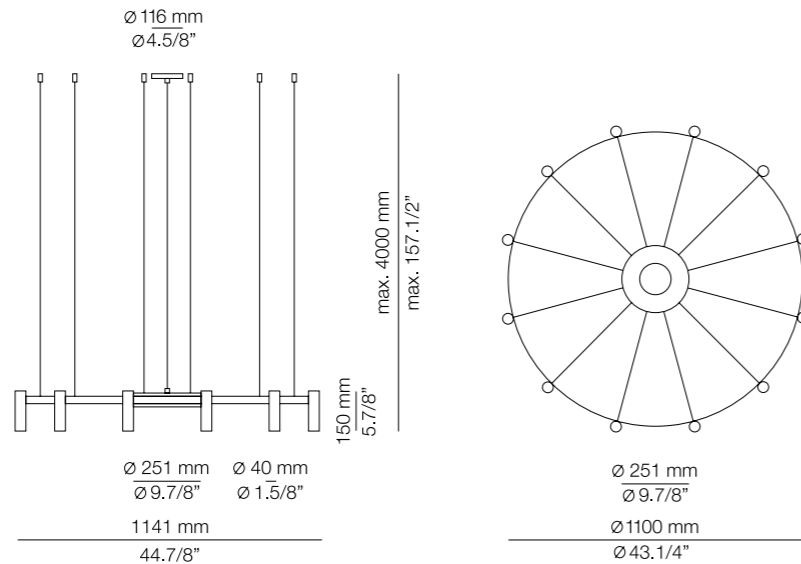
LED 24x3W
 (2700K / Ang. 60° / >90CRI / 24V)
 100V - 277V / Typ* 24x300 lumens
 Dimmable 0-10V
 Up and down light
 Maximum power cable length 13 feet

Finish body

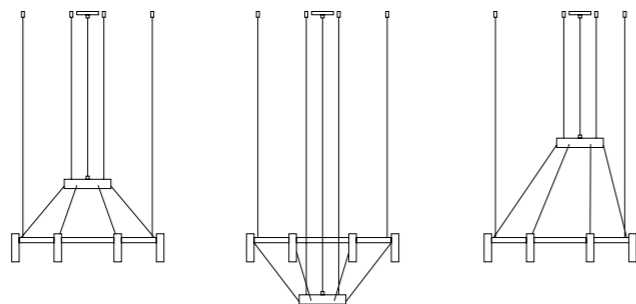
- 26 BLK

Finishes head

- 26 BLK
- 61 S GLD



Possible shapes



Additional

Vegetation kit
 We offer custom finishes, sizes,
 and alternate lamping for projects.

Photographs may show non-standard products



229 & 231 / Private residence by @alon_cohen_architecture



PILA

CrousCalogero

^(ENG) The tactile warmth of natural cork provides a contrast in texture to matt-finished spun aluminium. Acrylic diffuser. ^(ESP) La calidez del corcho natural contrasta con la textura de la pantalla de aluminio. Difusor de metacrilato.





233 / Private residence by @alsinasech_lighting & @rardoarchitects 234 / Grandvalira by @rosacolet_interiordesign 235 / Hotel Magna Ars #margarotgerinteriorisme

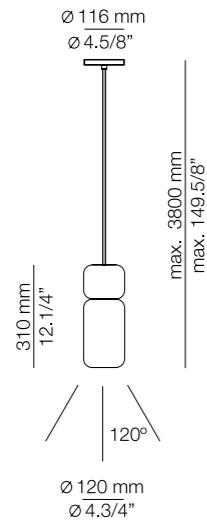


T-3555S

LED 10W
(2700K / Ang. 120° / >80 CRI)
120V / Typ* 820 lumens
Dimmable Triac

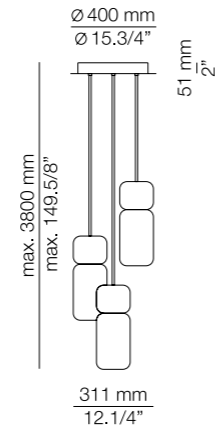
Finishes

- 56 BLK
- 74 WH



PILA · ROUND CANOPY

PILA R40.3



Additional

We offer custom finishes, sizes,
and alternate lamping for projects.

Photographs may show non-standard products.



236 / Hotel ME Sitges Terramar by @lagranja_design & @guillamat 237 / Private residence by @molinsdesign

ARO

Jordi Blasi

^(ENG) Simple to spectacular, Aro offers a minimalist ring of lamps or a single strip of lamps. Aro allows you to create an ambience of beauty and dimension. ^(ESP) Aro está formada por un conjunto de pantallas minimalistas de aluminio incorporadas a un anillo o a una barra. Esta composición, simple y espectacular, aporta volumen y permite crear una bella atmósfera.





239 / Apex City Quay Hotel and Spa by @isa_architecture_design 241 / Showroom by @studio_erez_hyatt





242 / Restaurante La Cabaña by @requenayplaza

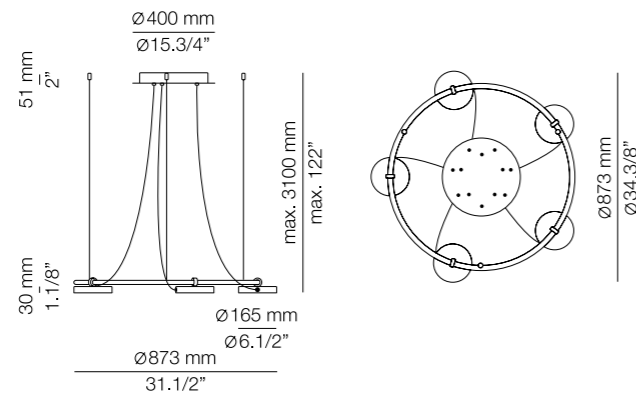


T-3542

LED 5x10W
 (2700K / Ang.85° / >90CRI / 24V)
 100V - 277V / Typ* 5x1106 lumens
 Dimmable 0-10V

Finish

● 56 BLK

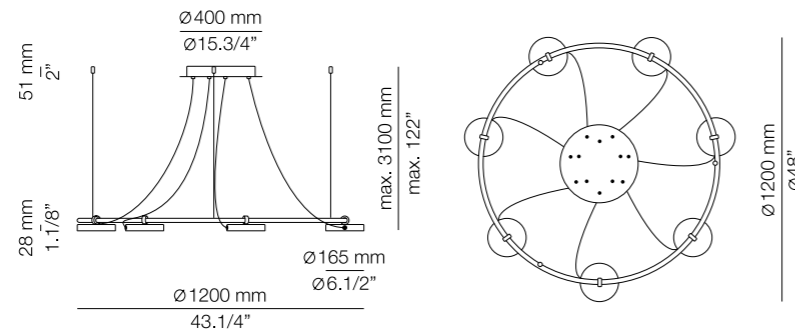


T-3543

LED 7x10W
 (2700K / Ang.85° / >90CRI / 24V)
 100V - 277V / Typ* 7x1106 lumens
 Dimmable 0-10V

Finish

● 56 BLK

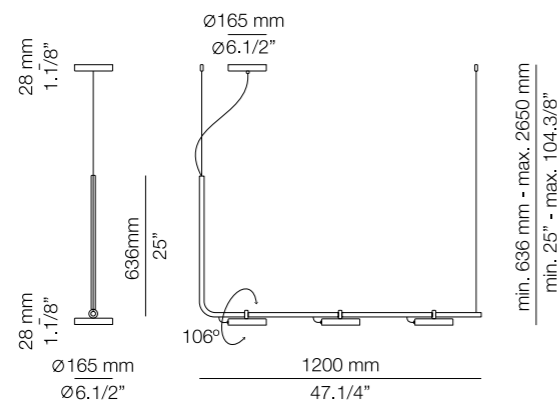


T-3541

LED 3x10W
 (2700K / Ang.85° / >90CRI / 24V)
 100V - 277V / Typ* 3x1106 lumens
 Dimmable 0-10V

Finish

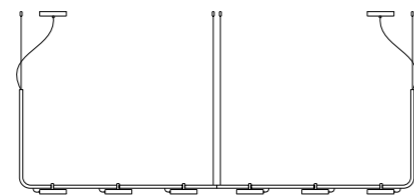
● 56 BLK



Additional

Vegetation kit for T-3542 and T-3543
 Union kit to put several T-3541 together
 We offer custom finishes, sizes,
 and alternate lamping for projects.

Photographs may show non-standard products.



Grandvalira by @rosacolet.interiordesign




BUTTON

Francesc Rifé



^(ENG) A suspended track system with independently positionable and dimmable heads also leads a double life as a shelf. The family includes a pendant lamp.

^(ESP) Carril en forma de suspensión con pantallas que permiten su colocación y regulación de forma independiente y con la versatilidad de poder ser utilizado como estante. La familia incluye una suspensión individual.





^(ENG) Display your favorite objects or books on Button's topside shelf. Safely holds up to 30Kg / 65lbs. ^(ESP) Decora la parte superior del carril con tus objetos favoritos o utilízalo como estantería. Sostiene con seguridad hasta 30Kg.



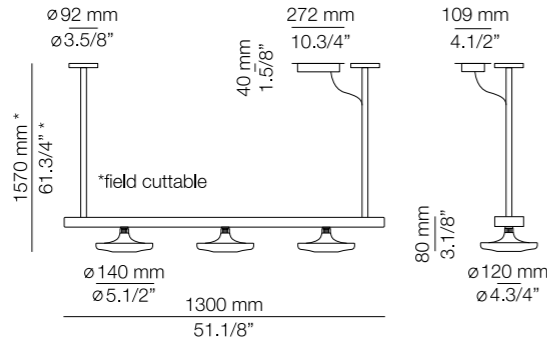
247 / Grandvalira by @rosacolei.interiordesign 248 / Office by @francescristestudio

T-3305

LED 3x9W
(3000K / Ang. 45° / >90CRI / 24V)
100V - 240V / Typ* 3x1096 lumens
Sensor dimmer on each head

Finish

- 26 BLK

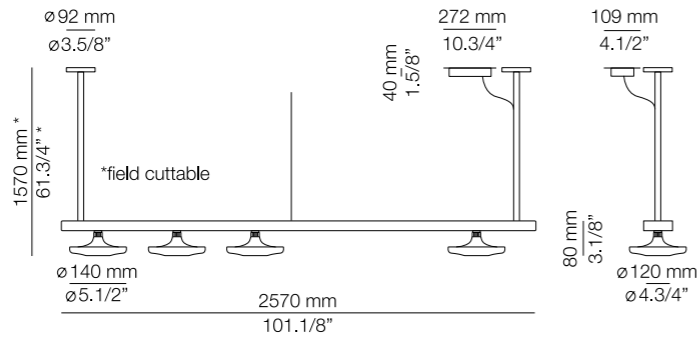


T-3306

LED 4x9W
(3000K / Ang. 45° / >90CRI / 24V)
100V - 240V / Typ* 4x1096 lumens
Sensor dimmer on each head

Finish

- 26 BLK

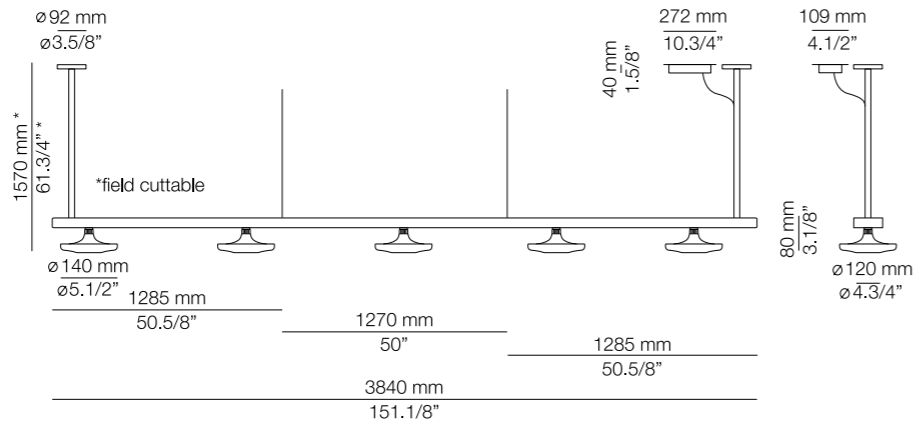


T-3307

LED 5x9W
(3000K / Ang. 45° / >90CRI / 24V)
100V - 240V / Typ* 5x1096 lumens
Sensor dimmer on each head

Finish

- 26 BLK



Additional

*Field cuttable stems.
We offer custom finishes, sizes,
and alternate lamping for projects.
Photographs may show non-standard products.

Additional heads available



Private residence by @katyakush





T-3302S

LED 9W
 (3000K / Ang. 45° / >90CRI / 350mA)
 120V / Typ* 1096 lumens
 Dimmable Triac

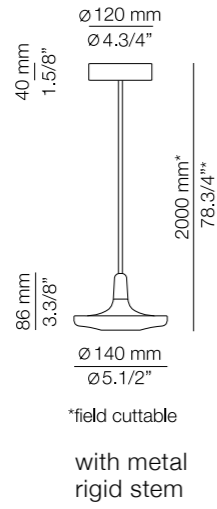
Finish

● 26 BLK

Additional

We offer custom finishes, sizes,
 and alternate lamping for projects.

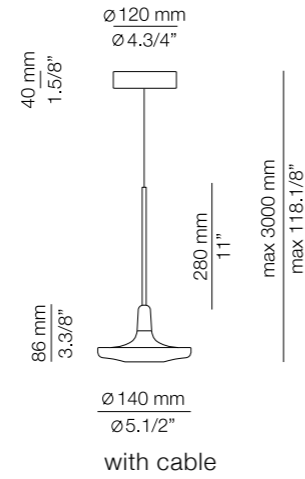
Photographs may show non-standard products.



*field cuttable

with metal
 rigid stem

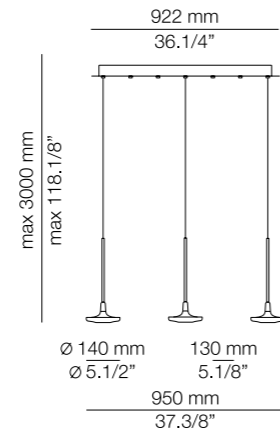
T-3302CS



with cable



BUTTON L92.3



Catalogue @bassols_1790



ECLIPSI

Josep Lluís Xuclà

^(ENG) A play of light and shadow through the superposition of two disks. The user creates the illusion of an eclipse by rotating the front disk to reveal soft, indirect light. ^(ESP) Un juego de luces y sombras a partir de la superposición de dos círculos que, con iluminación indirecta, generan un mágico efecto de eclipse mediante la rotación de la pantalla frontal.





257 / Private residence by @rosacoollet.interiordesign 258 / Hotel Terra Dominicata by @blackvelvetstudio_bcn 259 / Restaurant Tast Català by @nordicthink_


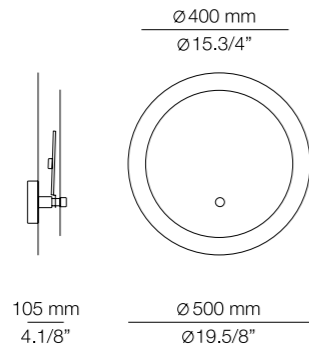


A-3700 / t-3700

LED 2x10W
(2700K / Ang. 120° / >80 CRI)
120V / Typ 2x820 lumens
Dimmable Triac
Weight: 9.92 lb

Finish

○ 74 WH

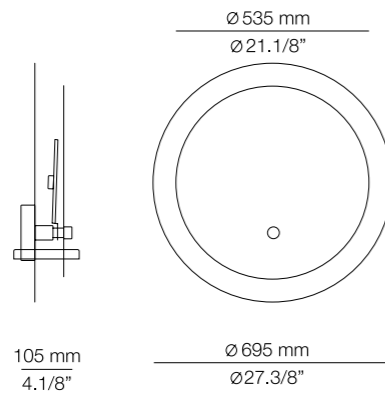


A-3701

LED 2x20W
(2700K / Ang. 120° / >80 CRI)
120V / Typ 2x2100 lumens
Dimmable Triac
Weight: 18.74 lb

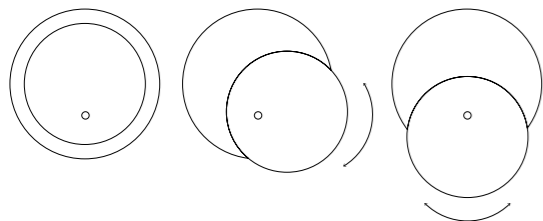
Finish

○ 74 WH



Contract option

Wall light with laser cut signage



Additional

We offer custom finishes, sizes, and alternate lamping for projects. Contract option minimum quantity required.

Photographs may show non-standard products.



BALLOON

CrousCalogero



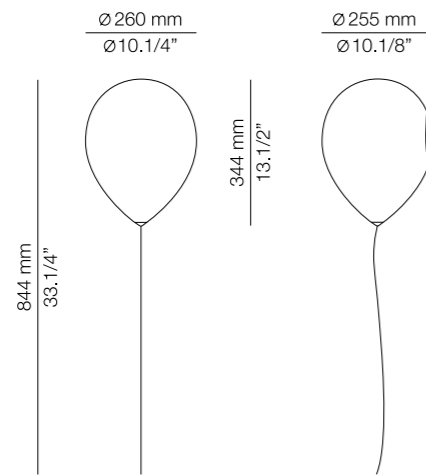
(ENG) A childhood memory is happily recalled in this charming lamp. Appearing to float effortlessly on wall or from the ceiling, the shade of translucent, satinated polyethylene provides a uniform glowing light.
(ESP) Esta encantadora lámpara parece flotar sin esfuerzo en el techo o la pared, evocando recuerdos de una infancia feliz. Su pantalla de polietileno satinado translúcido proporciona una luz intensa y uniforme.





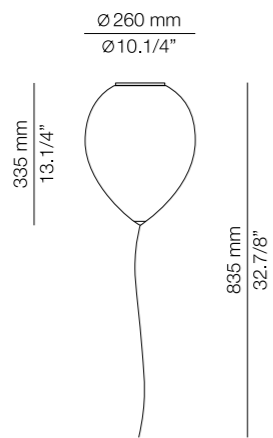
A-3050

LED up to 20W
A19 / Medium base / 120V
On/Off pull cord switch



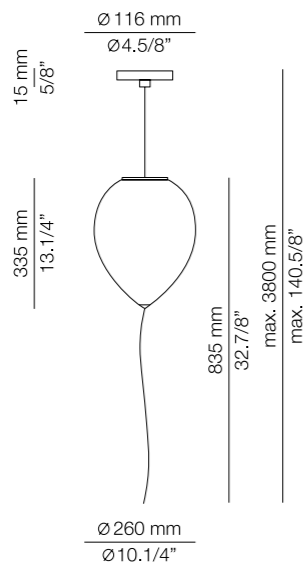
t-3052

LED up to 20W
A19 / Medium base / 120V
Dimmable when using dim. lamps

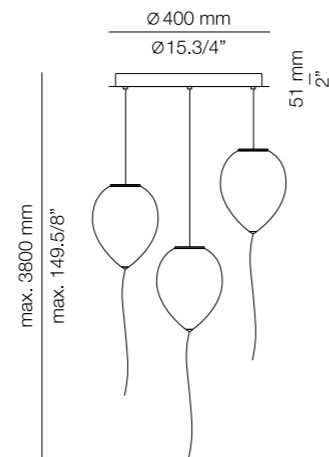


T-3055S

LED up to 20W
A19 / Medium base / 120V
Dimmable when using dim. lamps



BALLOON R40.3



Finish

○ 74 WH

Additional

We offer custom finishes, sizes, and alternate lamping for projects.

Photographs may show non-standard products.



263 / Private residence by @modclair & @modclairdesign 264 / Private residence by @yanamol 267 / Private residence by @interforsbysteveng




CANUT

Ximo Roca Diseño



^(ENG) Canut allies the subtle and soft glow of its wall sconce with an easily adjusted precise spotlight. Mounted vertically or horizontally, Canut focuses on treasured objects or gives a reader perfect illumination without disturbing the sleeping partner. ^(ESP) Canut une el brillo sutil y suave de su aplique con un foco preciso fácilmente ajustable. Montado en vertical o en horizontal, Canut se enfoca en objetos precisos y brinda al lector una iluminación perfecta sin molestar al acompañante.



A-3571

LED 3W
 (3000K / Ang. 50° / >80 CRI / 350mA)
 120V / Typ* 350 lumens
 Non Dimmable
 On/Off switch

+

LED 1W
 (3000K / Ang. 120° / >80 CRI / 24V)
 120V / Typ* 150 lumens
 Non Dimmable
 On/Off switch

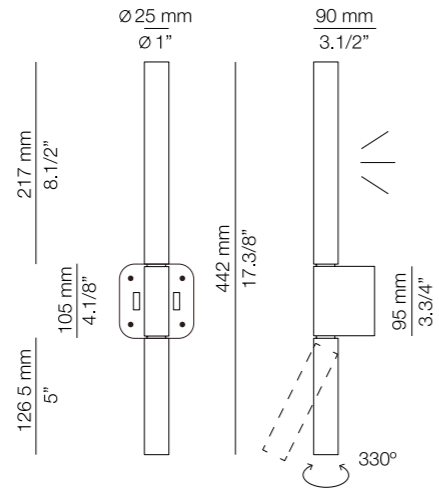
Finishes

- 47 NI M
- 26 BLK
- 74 WH

Additional

We offer custom finishes, sizes,
 and alternate lamping for projects.

Photographs may show non-standard products.



269 / Private residence by @rosacolet.interiordesign 270 / Resort Cordial Santa Águeda by @rafael.gavira, @emilio_pellejero & @alconsoasaarchitects



MAINE

Goula / Figuera



^(ENG) This collection of lamps with metal shades and diffused lights offers different solutions for lighting spaces both public and private. Acrylic diffuser. ^(ESP) Esta colección de lámparas con pantalla metálica e iluminación difusa ofrece soluciones para espacios públicos y privados. Pantalla de aluminio con metacrilato inferior.



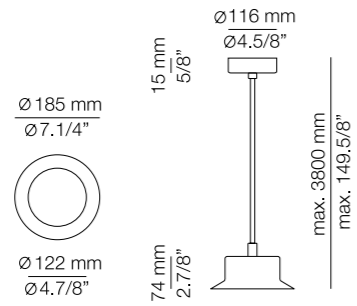


273 / Restaurant Tost Català by @nordicthink_ 274 / Hotel Hilton Gdansk 275 / Hotel Bel Air @dennysvonarend



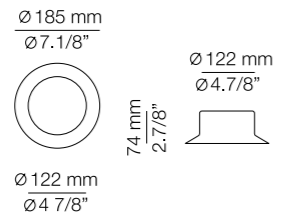
T-3415LS

LED 10W
(2700K / Ang. 75° / >80 CRI)
120V / Typ* 820 lumens
Dimmable Triac



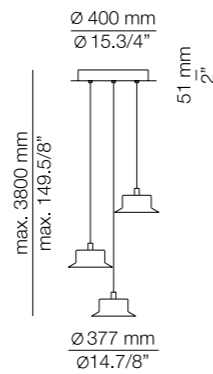

t-3410L / A-3410L

LED 10W
(2700K / Ang. 75° / >80 CRI)
120V / Typ* 820 lumens
Dimmable Triac



A.D.A.

MAINE R40.3S



Finishes body

- 26 BLK
- 45 CP M

Additional

We offer custom finishes, sizes,
and alternate lamping for projects.

Photographs may show non-standard products.



LUNE

Joan Cinca



^(ENG) Diffused light illuminates and informs. A curved metal front plate offers optional signage for indoor and outdoor use. Satinated polyethylene shade with metal front plate. ^(ESP) Luz difusa que ilumina e informa. Difusor de polietileno satinado con pantalla frontal metálica, una placa metálica curvada con señalización opcional para interior y exterior.



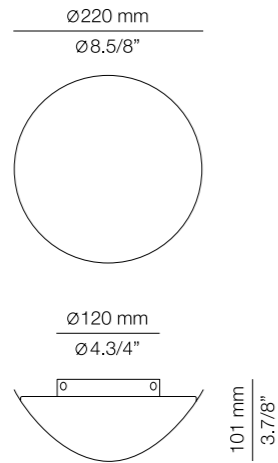


279 / Private residence by @laurayrpes_estudio 281 / Hotel Yurbban Passage by @raquelsogorb



A-3370

LED 10W
(2700K / Ang. 120° / >80 CRI)
120V / Typ 820 lumens
Dimmable Triac



Finishes outdoor

- 26 BLK
- 74 WH

Finishes indoor

- 61 S GLD
- 52 WD

Additional


We offer custom finishes, sizes, and alternate lamping for projects.

Photographs may show non-standard products.



Contract option

Wall light with laser cut signage.
Create your own design.
No minimum quantity required.




Private jet Terminal by @margacomainteriodesign



OBS

Estudi Ribaudí



^(ENG) Obs' stylized lines are inspired by natural forms. Its pleasing indirect light is projected onto surfaces, giving a warm ambience to the room.

^(ESP) Luminaria de líneas estilizadas inspirada en las formas esenciales de la naturaleza. Emite una agradable iluminación indirecta que proporciona una luz cálida a la estancia.





285 / Space Furniture SP01 by @veronica_leali 286 / Hotel Riu Plaza España by #adginteriorismo





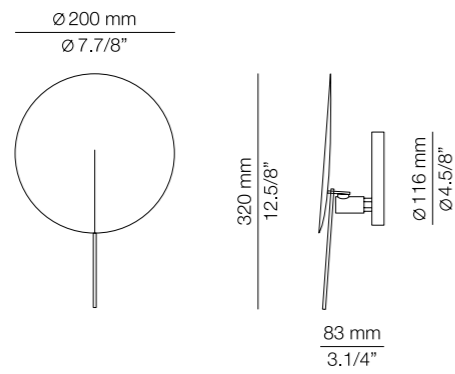
Private residence by @lichellevestry



A-3220L

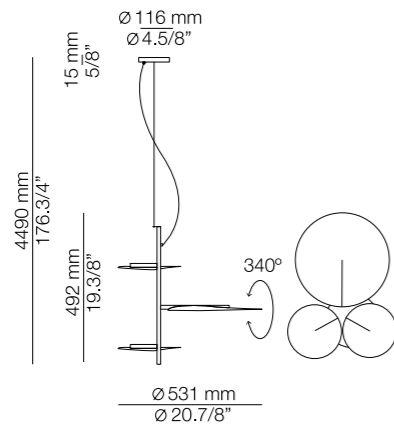
LED 15W
(2700K / Ang. 120° / >80 CRI)
120V / Typ 1275 lumens
Dimmable Triac

A.D.A.



T-3226

LED 3x10W
(2700K / Ang. 120° / >80 CRI)
120V / Typ 3x820 lumens
Dimmable Triac



Finishes

- 61 S GLD
- 76 WH

Additional

We offer custom finishes, sizes,
and alternate lamping for projects.

Photographs may show non-standard products.




Hotel Riu Plaza España by #adginteriorismo



PIU

Serge & Robert Cornelissen

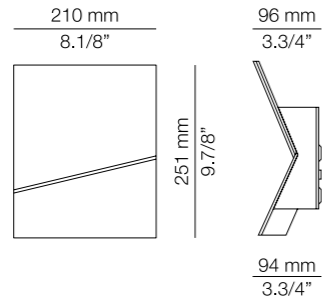


^(ENG) Elegantly understated, a rectangle with an asymmetric fold creates a visually rich shape. Architectural minimalism takes on a different look from every angle while subtly casting light above and below. ^(ESP) Un rectángulo sobrio y elegante dotado de un pliegue asimétrico crea una forma visualmente rica. Su minimalismo arquitectónico adquiere una perspectiva diferente desde todos los ángulos mientras la luz se escapa sutilmente por arriba y por abajo.



A-3320L

LED 15W
 (2700K / Ang.120° / >80CRI)
 120V / Typ* 1275 lumens
 Dimmable Triac



Finish

○ 74 WH


Additional

We offer custom finishes, sizes, and alternate lamping for projects. Contract option minimum quantity required.

Photographs may show non-standard products.




Contract versions



Laser cut signage



Rounded edges



Signage with vinyl

Hotel Robinson by @estudiovila13



LUCK

Ximo Roca Diseño



^(ENG) A bell-shaped metal structure that holds a transparent crystal globe with a crosscut in the base, similar to an upside down fish bowl. ^(ESP) Pantalla metálica en forma de campanilla que culmina con un original globo de cristal transparente con un corte en diagonal, similar al de una pecera invertida.





297 / Space Furniture SP01 by @veronica_leali 298 / Private residence by @w_line_deco 299 / Private residence by @farrecoosta



T-2443

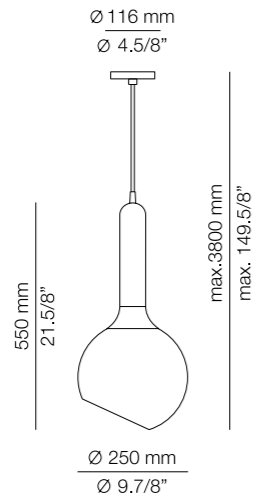
LED up to 20W
G40 / Medium base / 120V
Dimmable when using dim. lamps

Finishes

- 27 WH
- 37 NI

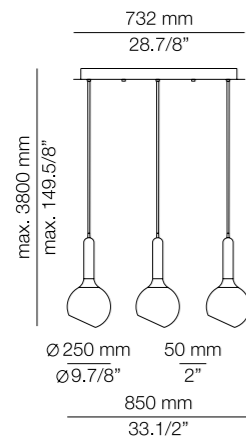
Additional

We offer custom finishes, sizes,
and alternate lamping for projects.
Photographs may show non-standard products.

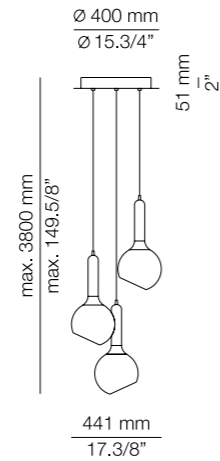


COMPOSITIONS

LUCK L73.3



LUCK R40.3



Hotel Corales Resort by @rafael.gavira & @emilio_pellicero



SMILE

Joan Cinca

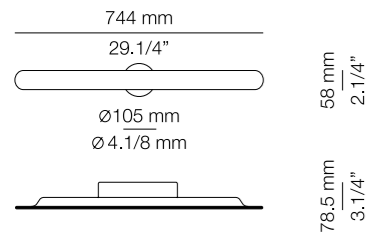


^(ENG) A stroke of light that can be mounted horizontally or vertically to provide subtle yet bright illumination. Metal front plate can be solid or with additional cut-out for brighter direct light; with acrylic diffuser. ^(ESP) Un trazo de luz horizontal o vertical con iluminación sutil pero intensa. Pantalla frontal íntegramente metálica o con recorte para mayor iluminación directa y difusor de metacrilato translúcido.



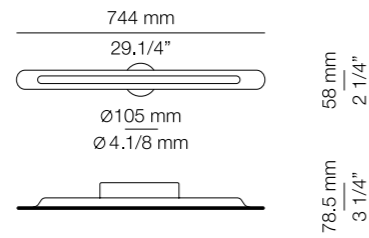
A-3350

EI. Fluorescent 24W
T5 H0 / 120V / Non dimmable
Compatible with LED bulb



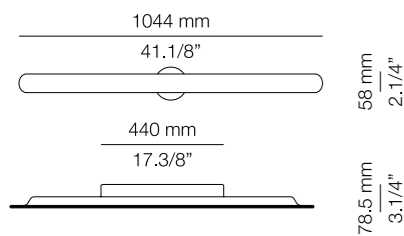
A-3350A

EI. Fluorescent 24W
T5 H0 / 120V / Non dimmable
Compatible with LED bulb



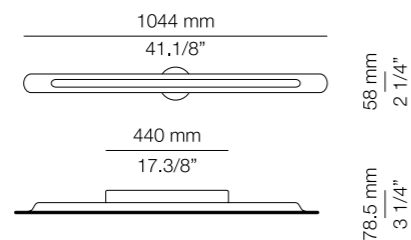
A-3351

EI. Fluorescent 24W
T5 H0 / 120V / Non dimmable
Compatible with LED bulb



A-3351A

EI. Fluorescent 24W
T5 H0 / 120V / Non dimmable
Compatible with LED bulb



Finishes

- 22 CH
- 74 WH

Additional

We offer custom finishes, sizes,
and alternate lamping for projects.
Contract option minimum quantity required.

Photographs may show non-standard products.



Contract Option

Laser cut signage.



PLUMA

Estudi Ribaudí

^(ENG) A design that re-defines the cantilever lamp. The shade is poised at the end of a graceful extendable. ^(ESP) Un diseño con un brazo fino, curvado y extensible en las que la pantalla reposa elegantemente en un solo punto al final del arco, potenciando la imagen esbelta y la sensación de equilibrio.



P-2959

LED up to 20W
A19 / Medium base / 120V
Dimmable when using dim. lamps

Finish body

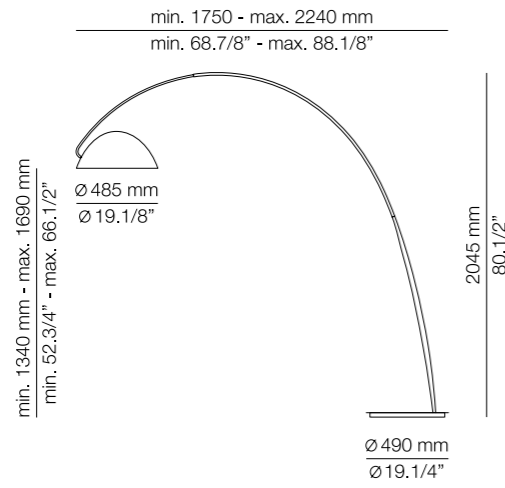
- 26 BLK

Finish shade

- 64 BLK L

Additional

Bottom acrylic diffuser kit included.
We offer custom finishes, sizes, and alternate lamping for projects.
Photographs may show non-standard products.



307 / Office by @dycinteriorismo 309 / Grandvalira by @rosacoletinteriordesign



ICONS

Leonardo Marelli

^(ENG) This collection of classic icons derives its timelessness from the organic shape of its shade. Mounted off-center top a slender stem, light emanates from below and above. On its articulated arm, light is precisely directed.

^(ESP) Esta colección de iconos clásicos debe su atemporalidad a la forma orgánica de su pantalla. Descentrada en la parte superior de una delgada varilla, la luz emana verticalmente. En el brazo articulado, la luz es dirigida de forma precisa y funcional.

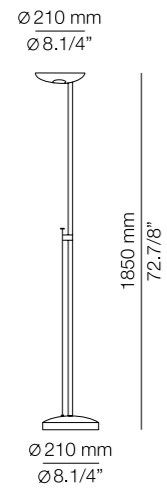


P-1129

Hal. up to 300W
T3 / 118mm / R7s base
120V / Dimmable

Finishes

- 61 S GLD
- 37 NI
- 26 BLK



Additional

We offer custom finishes, sizes,
and alternate lamping for projects.

Photographs may show non-standard products.



311 / Private residence by @annaerman 313 / Hotel Casa Vincke



TECHNICAL
FEATURES

DATOS
TÉCNICOS

SYMBOLS / SÍMBOLOS



(ENG) ETL approved to applicable UL standards (UL153 for portables or UL1598 for hard wired). (ESP) Producto homologado según normas UL (UL153 para lámparas de sobremesa y pie, UL1598 para el resto).



(ENG) Damp location. Product suitable for an interior location that is normally or periodically subject to condensation of moisture in, on, or adjacent to, electrical equipment, and includes partially protected locations. (ESP) Producto apto para montaje en un espacio interior con condensación de vapor.



(ENG) Wet location. Product suitable for an interior or exterior location that is normally or periodically subject to water or other liquid dripping, splashing, or flowing on or against electrical equipment. (ESP) Producto apto para montaje en un espacio interior o exterior en el que los equipos eléctricos están expuestos a salpicaduras de agua u otros líquidos.



(ENG) This product conforms to the Americans with Disabilities Act and projects a maximum of 4" from the wall surface. (ESP) Este producto cumple los requisitos establecidos por la "American Disabilities Act" para facilitar la movilidad de personas discapacitadas, no sobresaliendo más de 4" de la pared.



(ENG) Sound Absorption Coefficient - the fraction of randomly incident sound energy absorbed or otherwise not reflected off a surface. (ESP) Coeficiente de absorción de sonido - fracción de energía acústica absorbida o de contrario no reflejada en una superficie.



(ENG) Dimmer. (ESP) Regulador.



(ENG) Typical performance (average). (ESP) Rendimiento típico (promedio).



(ENG) Beam angle. (ESP) Ángulo de apertura.

FINISHES / ACABADOS

- 20 GLD M Gold matt lacquer / Lacado Oro mate
- 22 CH Polished chrome / Cromo
- 26 BLK Black matt / Negro mate
- 27 WH White satin, RAL 9002 / Blanco lacado satinado, RAL 9002
- 37 NI Brushed Nickel / Níquel
- 44 CP Satin Copper / Cobre satinado
- 45 CP M Copper matt lacquer / Lacado Cobre mate
- 47 NI M Nickel matt / Níquel mate
- 55 BG Beige, RAL 1019 / Beige, RAL 1019
- 56 BLK Black matt / Negro mate
- 59 TC Terracotta NCS S 4030-Y80R / Terracota NCS S 4030-Y80R
- 61 S GLD 24 carat satin gold / Oro 24 q. Satinado
- 71 WH White satin, RAL 9002 / Blanco lacado satinado, RAL 9002
- 74 WH White satin, RAL 9002 / Blanco lacado satinado, RAL 9002
- 78 OX RD Oxide Red RAL 3009 / Rojo óxido RAL 3009
- 96 BLK ANT Black anthracite RAL 7021 / Negro antracita RAL 7021

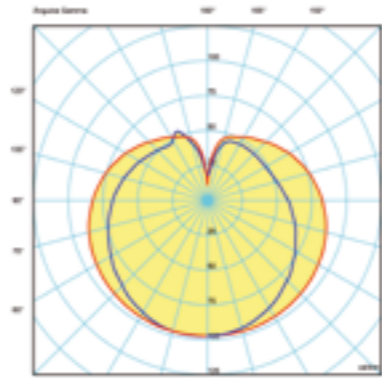
SHADES / PANTALLAS

- 27 WH White pearl scree / Screen blanco perla
- 52 WD Wood textured vinyl / Vinilo texturizado Madera
- 64 BLK L Black acrylic, glossy / Metacrilato negro brillante

ACCESSORIES / ACCESORIOS

- 00 PLAIN Colourless / Incoloro
- 23 GR F Grey fumé / Gris fumé
- 26 BLK Black / negro
- 55 BG Beige / Beige
- 65 BR F Bronze fumé / Bronce fumé
- 82 BL Blue / Azul
- 83 EGP Eggplant / Berenjena
- 84 SLM Salmon / Salmón

PHOTOMETRICS / CURVAS FOTOMÉTRICAS



Available at / Disponibles en
www.estiluz.com/en/downloads
www.estiluz.com/es/downloads

RESPONSIBILITY FOR THE PLANET / RESPONSABILIDAD CON EL PLANETA

(ENG) Responsibility for the planet is part of our corporate philosophy. Estiluz is aware of the impact of our daily activities and has formed a committee to create a culture that embraces all the processes of sustainability for our environment. (ESP) La responsabilidad con el planeta forma parte de nuestra filosofía corporativa. Conscientes del impacto de nuestras actividades diarias en el entorno, hemos formado un comité para crear una cultura que abarque todos los procesos de sostenibilidad.

More at / Más información
www.estiluzusa.com



MODIFICATIONS / MODIFICACIONES

(ENG) Estiluz reserves the right to modify or discontinue, without previous notice, products in the catalog. Please check our web for current product availability and specifications. Lumens on LED's indicate the lumen output without diffuser.

(ESP) Estiluz se reserva el derecho a modificar o anular, sin previo aviso, productos de este catálogo. Por favor visite nuestra web para conocer los productos y especificaciones actuales. Los lúmenes indicados son de salida, sin difusor.

COMMENTS / OBSERVACIONES

All ESTILUZ, S.A. products are designed and manufactured to keep customers satisfied, consequently please note the following:

1. Due to the high quality of our finishes, we recommend using a soft dry polish cloth for cleaning, avoiding the use of special cleaning products that could damage the finish.
2. Do not use lamps of a higher power than indicated.
3. All models are patent protected.
4. Conformity Certificates and technical information of our products are available upon request.

Los productos de ESTILUZ, S.A han sido diseñados y fabricados para satisfacer al máximo a nuestros clientes, debiendo por ello informarles de:

1. Dada la alta calidad de nuestros acabados, aconsejamos efectuar la limpieza exclusivamente con una gamuza seca, evitando el uso de productos especiales que podrían dañar la superficie.
2. No deberán utilizarse bombillas de potencia superior a la indicada.
3. Modelos protegidos por el Registro de la Propiedad Industrial.
4. Certificados de Conformidad e información técnica de nuestros productos disponibles bajo consulta.

NUMERICAL INDEX

Ref:	Page:	Ref:	Page:	Ref:	Page:
P-1129	312	M-3637	58	T-3816	104
T-2443	300	A-3700	260	t-3820S	116
P-2959	308	A-3701	260	t-3821S	116
A-3050	266	A-3702	94	t-3825	112
t-3052	266	A-3703	94	t-3832	78
T-3055S	266	A-3706	94	M-3836	78
A-3220L	290	T-3714	100	A-3900	182
T-3226	290	T-3715	100	T-3905	182
T-3302	254	T-3716	100	T-3905P	182
T-3305	250	A-3720	88	M-3906	176
T-3306	250	A-3720X	88	M-3906P	176
T-3307	250	A-3722	88	M-3907	176
A-3320L	294	A-3722X	88	p-3908	172
A-3350	304	M-3725	74	p-3908P	172
A-3350A	304	M-3725X	74	p-3908M	172
A-3351	304	M-3726X	64	p-3908MP	172
A-3551A	304	M-3727X	64	T-3915S	188
A-3370	282	M-3728	74	A-3930	130
t-3410L	276	p-3729	74	T-3934	140
T-3415LS	276	A-3730	224	T-3935	140
A-3530	28	T-3734S	222	M-3937	130
A-3531	28	T-3735S	222	p-3939	130
A-3533R	38	T-3736S	222	t-4022X	154
T-3534	30	A-3740R	208	t-4023X	154
T-3535	22	A-3740AR	208	T-4024X	154
T-3536	22	A-3740A1R	208	T-4025X	154
M-3537	34	A-3741	208	P-4027X	152
p-3538	34	T-3744	194	P-4028X	152
T-3541	244	P-3748	200	A-4050	164
T-3542	244	P-3768	216	A-4051	164
T-3543	244	P-3769	216	A-4053X	164
T-3555S	236	T-3805	230	P-4054X	164
A-3571	270	T-3806	230	P-4055X	164
A-3630	58	T-3810	104	P-4056X	164
T-3635	48	T-3811	104		
T-3636	48	T-3815	104		

ALPHABETIC INDEX

A		F		P	
Alfi	190	Flow	218	Pila	232
Aro	238	Frame	156	Piu	292
Asana	210			Pluma	306
B		I		R	
Balloon	262	Icons	310	Revolta	40
Bols	142				
Button	246				
C		L		S	
Canut	268	Laverd	226	Smile	302
Circ	60	Luck	296		
Cupolina	120	Lune	278		
Cyls	166				
		M		V	
		Maine	272	Volta	16
		Morse	184		
		O			
		Obs	284		

ESTILUZ (Headquarters) / Carretera d'Ogassa s/n
E-17860 St Joan de les Abadesses (Girona) Spain
T + 34 972 720 125 / F + 34 972 720 796 / estiluz@estiluz.com

ESTILUZ Inc. USA & CANADA / 330 West 38th St. Suite 710
New York, NY 10018 USA
T +1 (646) 454 - 1285 / info@estiluzusa.com

www.estiluzusa.com

