


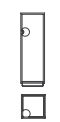
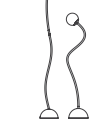

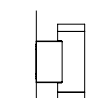

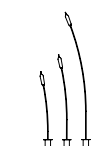
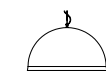

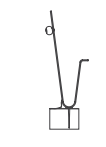

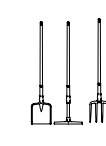
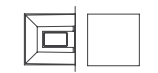


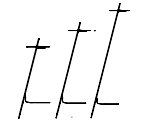


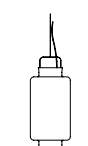


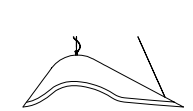
DOOR 2024 OUTDOOR 2024 OUTD



**KARMAN**  
REPUBLIC



INDICE / INDEX

	ABACHINA	pag.	4		MOONY	62
	AGUA		10		MOVIDA	64
	ALIBABIG		12		NILO	66
	ATMOSPHERE		18		PLANCTON	72
	BLACK OUT		26		POIS	74
	CELL		28		TOBIA	78
	COBU		32		ULULÌ ULULÀ	80
	DON'T TOUCH		36		XANA	82
	GINGER		40			
	GONZAGA		42			
	KIMONO		44			
	LADY D		48			
	LEDA		56			
	MOBY DICK		60			

# ABACHINA

design edmondo testaguzza

Piccole sfere di vetro soffiato, ancorate alla struttura metallica a parallelepipedo, rimandano ad un'attività ludica e allo scorrere delle palline sul pallottoliere.

*Little spheres of blown glass, secured to a rectangular metal frame, a reference to games, reminiscent of beads sliding along an abacus.*



## ABACHINA

design  
edmondo testaguzza

Struttura - alluminio opaco  
*Structure- matt aluminum*  
Diffusore - vetro bianco satinato  
*Shade - white frosted glass*

**HP291 N1 EXT** (nero /black)

**HP291 B1 EXT** (bianco /white)

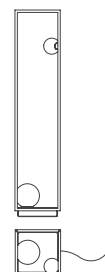
*piantana/floor lamp*

cm 22,5x22,5 h. 103

LED CC 3,2W 410 lm

+ 7,4W 958 lm, 3000K

IP65



**HP291 N2 EXT** (nero /black)

**HP 291 B2 EXT** (bianco /white)

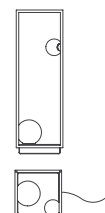
*piantana/floor lamp*

cm 22,5x22,5 h. 70

LED CC 3,2W 410 lm

+ 7,4W 958 lm, 3000K

IP65



**HP291 N3 INT** (nero/black)

**HP291 B3 INT** (bianco/white)

*piantana / floor lamp*

cm 22,5x22,5 h. 103

LED CC 2,6W 360 lm,

**rechargeable batteries 5V**

3000K



**HP 291 N4 INT** (nero/black)

**HP 291 B4 INT** (bianco/white)

*piantana / floor lamp*

cm 22,5x22,5 h. 70

LED CC 2,6W 360 lm,

**rechargeable batteries 5V**

3000K



Accessorio - vassoio

*Optional - tray*

**AC 291 N1 EXT** (nero/black)

**AC 291 B1 EXT** (bianco/white)

Versioni disponibili:  
APPLIQUE / PIANTANA TERRA / INDOOR

Available versions:  
WALL LAMP / FLOOR LAMP / INDOOR

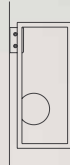


## ABACHINA

design  
edmondo testaguzza

Struttura - alluminio opaco  
Structure - matt aluminum  
Diffusore - vetro bianco satinato  
Shade - white frosted glass

**AP291 N1 EXT** (nero/black)  
**AP291 B1 EXT** (bianco/white)  
applique  
wall lamp  
cm 14x16 h. 32  
LED CC 3,2W 410 lm  
3000K  
IP44





# AGUA

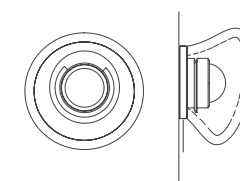
design matteo ugolini - edmondo testaguzza



Struttura in alluminio nero opaco  
*Structure in matt black aluminum*  
Diffusore in vetro  
*Shade in glass*

**AP290 T1 EXT** (trasparente/transparent)  
**AP290 S1 EXT** (acidato/frosted)

applique  
wall lamp  
cm 13 x 9  
LED CC 350mA,  
3,2W, 410 lm 3000K  
IP44



Versioni disponibili:  
APPLIQUE / TAVOLO / INDOOR

Available versions:  
WALL LAMP / FLOOR LAMP / INDOOR

# ALIBABIG

design matteo ugolini



Struttura in vetroresina  
Structure in fiberglass.



**SE616V-EXT**  
sospensione  
pendant  
cm ø 50 h. 110  
2 x max 23W E27  
IP65

Versioni disponibili: APPLIQUE / SOSPENSIONE /  
PIANTANA TERRA / INDOOR  
Available versions: WALL LAMP / PENDANT /  
FLOOR LAMP / INDOOR



OUTDOOR

## ALIBABIG

design  
matteo ugolini



Struttura in vetroresina.  
Structure in fiberglass.



**SE617V-EXT**  
sospensione  
pendant  
cm ø 40 h. 110  
2 x max 23W E27  
IP65

Versioni disponibili: APPLIQUE / SOSPENSIONE /  
PIANTANA TERRA / INDOOR  
Available versions: WALL LAMP / PENDANT /  
FLOOR LAMP / INDOOR



## ALIBABIG

design  
matteo ugolini

Struttura in vetroresina.  
Structure in fiberglass

**H625V-EXT**  
piantana/applique  
floor/wall lamp  
cm 73x48 h. 130  
4 x max 23W E27  
IP65



Versioni disponibili: APPLIQUE / SOSPENSIONE /  
PIANTANA TERRA / INDOOR  
Available versions: WALL LAMP / PENDANT /  
FLOOR LAMP / INDOOR



# Atmosphere

design matteo ugolini



## ATMOSPHERE

design matteo ugolini

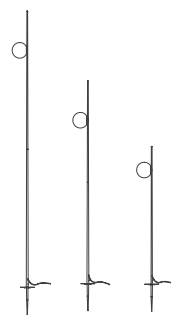
Struttura in fibra di vetro bianco opaco e sfera in PMMA  
*Structure in matt white glass fiber and PMMA sphere*

**HP302DBEXT**  
h 355 cm

**HP302EBEXT**  
h 260 cm

**HP302FBEXT**  
h 178 cm

1X MAX 18W E27  
picchetto / stake  
IP55


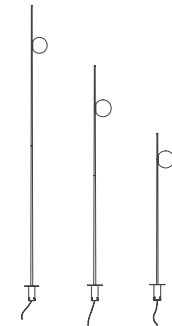


**HP302GBEXT**  
h 355 cm

**HP302HBEXT**  
h 260 cm

**HP302LBEXT**  
h 178 cm

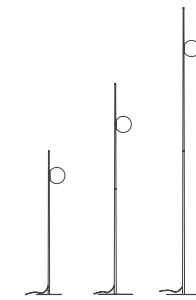
1X MAX 18W E27  
attacco a terra  
*ground fastening*  
IP55





## ATMOSPHERE

design  
matteo ugolini



Struttura in fibra di vetro e sfera in PMMA, basamento in acciaio  
*structure in glass fiber, sphere in PMMA, steel basement*


**HP302ABEXT** (bianco opaco/matt white)  
**HP302ANEXT** (nero opaco/matt black)  
h 355 cm Ø 40 cm

**HP302BBEXT** (bianco opaco/matt white)  
**HP302BNEXT** (nero opaco/matt black)  
h 260 cm Ø 40 cm

**HP302CBEXT** (bianco opaco/matt white)  
**HP302CNEXT** (nero opaco/matt black)  
h 178 cm Ø 30 cm

1X MAX 18W E27  
IP55





**ATMOSPHERE**

design  
matteo ugolini

# ATMOSPHERE

design  
matteo ugolini



## ATMOSPHERE

design  
matteo ugolini

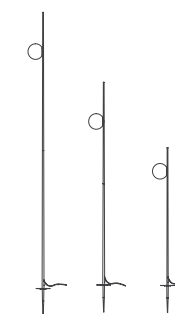
Struttura in fibra di vetro nero opaco e sfera in PMMA  
Structure in matt black glass fiber and PMMA sphere

**HP302DNEXT**  
h 355 cm

**HP302ENEXT**  
h 260 cm

**HP302FNEXT**  
h 178 cm

1X MAX 18W E27  
picchetto / stake  
IP55

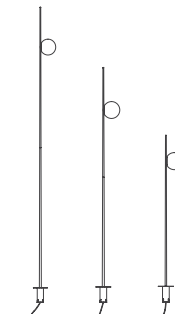


**HP302GNEXT**  
h 355 cm

**HP302HNEXT**  
h 260 cm

**HP302LNEXT**  
h 178 cm

1X MAX 18W E27  
attacco a terra /  
ground fastening  
IP55



# BLACK OUT

design matteo ugolini

Struttura in filamento di vetroresina.  
Structure in fiberglass.

**SE101 1B EXT** (bianco/white)  
**SE1011N EXT** (nera opaca/matt black)  
sospensione / pendant  
cm ø 35 h. 40  
1 x max 23W E27  
IP65

**SE101 2B EXT** (bianco/white)  
**SE1012N EXT** (nera opaca/matt black)  
sospensione / pendant  
cm ø 50 h. 60  
1 x max 23W E27  
IP65

**HP101 2B EXT** (bianco/white)  
**HP1012N EXT** (nera opaca/matt black)  
piantana / floor lamp  
cm 60x180 ø 50  
1 x max 23W E27  
IP65

Versioni disponibili: SOSPENSIONE / PIANTANA TERRA / INDOOR  
Available versions: PENDANT / FLOOR LAMP / INDOOR

# CELL

design matteo ugolini



Struttura in acciaio inox, paralume in metacrilato (PMMA) bianco.  
*Structure in stainless steel, shade in white methacrylate (PMMA).*



**M615-EXT** (bianco/white)  
**HP615 DM EXT** (bronzo/bronze)  
lampada da terra / floor lamp  
cm ø 55 h. 88  
1 x max 23W E27  
IP65



**M612-EXT** (bianco/white)  
**CT612 AM EXT** (bronzo/bronze)  
lampada da terra / floor lamp  
cm ø 57 h. 62  
1 x max 23W E27  
IP65



**M613-EXT** (bianco/white)  
**HP613 BM EXT** (bronzo/bronze)  
lampada da terra / floor lamp  
cm ø 84 h. 89  
1 x max 23W E27  
IP65

Versioni disponibili:  
SOSPENSIONE / PIANTANA TERRA / INDOOR  
Available versions:  
PENDANT / FLOOR LAMP / INDOOR

## CELL

design  
matteo ugolini

Struttura in acciaio inox, paralume in metacrilato (PMMA) bianco.  
*Structure in stainless steel, shade in white methacrylate (PMMA).*



**SE615-EXT** (bianco/white)  
**SE615 DM EXT** (bronzo/bronze)  
sospensione / pendant  
cm ø 55 h. 88  
1 x max 23W E27  
IP65



**SE612-EXT** (bianco/white)  
**SE612 AM EXT** (bronzo/bronze)  
sospensione / pendant  
cm ø 57 h. 59  
1 x max 23W E27  
IP65



**SE613-EXT** (bianco/white)  
**SE613 BM EXT** (bronzo/bronze)  
sospensione / pendant  
cm ø 84 h. 87  
1 x max 23W E27  
IP65

Versioni disponibili:  
SOSPENSIONE / PIANTANA TERRA / INDOOR  
Available versions:  
PENDANT / FLOOR LAMP / INDOOR



# COBU

design edmondo testaguzza



**COBU**  
design edmondo testaguzza



Struttura in cemento  
*Structure in concrete*

**AP308AA EXT** 3000 K  
**AP308AB EXT** 2700 K

applique / wall lamp  
9.5x9.5x9.5 cm  
LED 2x3 W  
IP44




**COBU**  
design edmondo testaguzza



# DON'T TOUCH

design matteo ugolini

Struttura in tecnopolimero grigio opaco,  
bacchette in PVC bianco opaco.  
*Structure in matt grey techno-polymer, sticks in  
matt white PVC.*



**HP153 AB EXT** (3000K)  
**HP153 BB EXT** (2700K)  
lampada da terra / floor lamp  
Ø42 x h 108 cm  
LED module 1x29W, 2600 lm  
CRI ≥ 80 - IP67


Versioni disponibili: PIANTANA TERRA / INDOOR  
Available versions: FLOOR LAMP / INDOOR

**DON'T TOUCH**

design  
matteo ugolini



Struttura in tecnopolimero grigio opaco,  
bacchette in PVC bianco opaco.  
*Structure in matt grey techno-polymer, sticks in  
matt white PVC.*



**HP153 AB EXT** (3000K)  
**HP153 BB EXT** (2700K)  
lampada da terra / floor lamp  
Ø42 x h 108 cm  
LED module 1x29W, 2600 lm  
CRI ≥ 80 - IP67

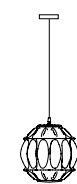
Versioni disponibili: PIANTANA TERRA / INDOOR  
*Available versions: FLOOR LAMP / INDOOR*

# GINGER

design edmondo testaguzza



Struttura in vetro trasparente.  
Structure in clear glass.



**SE116 2A EXT**  
(paglierino/pale yellow)  
**SE116 2F EXT** (fumé/smoked)  
sospensione / pendant  
cm ø 27 h. 26  
1 x max 52W E27  
IP44



**SE116 1A EXT**  
(paglierino/pale yellow)  
**SE116 1F EXT** (fumé/smoked)  
sospensione / pendant  
cm ø 30 h. 20  
1 x max 52W E27  
IP44



**SE116 3A EXT**  
(paglierino/pale yellow)  
**SE116 3F EXT** (fumé/smoked)  
sospensione / pendant  
cm ø 30 h. 37  
1 x max 52W E27  
IP44



**SE116 5A EXT**  
(paglierino/pale yellow)  
**SE116 5F EXT** (fumé/smoked)  
sospensione / pendant  
cm ø 27 h. 26  
1 x max 52W E27  
IP44



**SE116 4A EXT**  
(paglierino/pale yellow)  
**SE116 4F EXT** (fumé/smoked)  
sospensione / pendant  
cm ø 30 h. 20  
1 x max 52W E27  
IP44



**SE116 6A EXT**  
(paglierino/pale yellow)  
**SE116 6F EXT** (fumé/smoked)  
sospensione / pendant  
cm ø 30 h. 37  
1 x max 52W E27  
IP44

Versioni disponibili: SOSPENSIONE / INDOOR  
Available versions: PENDANT / INDOOR




Project: Arch. François Vieillecroze  
Interior design: Jeanne Vieillecroze  
Ph.: Wilfried Hamel-Raison (Luxury Vision Production)


# GONZAGA

design debonademeo & matteo ugolini


Struttura in alluminio.  
Structure in aluminium.




**SE185 GD EXT** (bianco/white)  
**SE185 GC EXT** (nero/black)  
**SE185 DD EXT** (ottone/brass)  
sospensione / pendant  
cm Ø42 h 8  
LED 13W 1200 lumen  
2700K CRI ≥ 80  
IP65



**SE185 FD EXT** (bianco/white)  
**SE185 FC EXT** (nero/black)  
**SE185 DC EXT** (ottone/brass)  
sospensione / pendant  
cm Ø42 h 8  
LED 13W 1200 lumen  
3000K CRI ≥ 80  
IP65



**SE185 ED EXT** (bianco/white)  
**SE185 EC EXT** (nero/black)  
**SE185 CD EXT** (ottone/brass)  
sospensione / pendant  
cm Ø59 h 8  
LED 13W 1200 lumen  
2700K CRI ≥ 80  
IP65



**SE185 BD EXT** (bianco/white)  
**SE185 BC EXT** (nero/black)  
**SE185 CC EXT** (ottone/brass)  
sospensione / pendant  
cm Ø59 h 8  
LED 13W 1200 lumen  
3000K CRI ≥ 80  
IP65


Versioni disponibili: SOSPENSIONE / INDOOR  
Available versions: PENDANT / INDOOR

# KIMONO

design matteo ugolini



Struttura in vetroresina bianco.  
Structure in white fiberglass.

 **SE636V-EXT**  
sospensione  
pendant  
cm ø 40 h. 85  
1 x max 23W E27  
IP65

Versioni disponibili: SOSPENSIONE / INDOOR  
Available versions: PENDANT / INDOOR



**KIMONO**

design matteo ugolini

Struttura in vetroresina bianco.  
Structure in white fiberglass.



**SE635V-EXT**

sospensione

pendant

cm ø 50 h. 70

1 x max 23W E27

IP65

Versioni disponibili: SOSPENSIONE / INDOOR  
Available versions: PENDANT / INDOOR



# LADY D

design matteo ugolini



LADY D  
design  
matteo ugolini



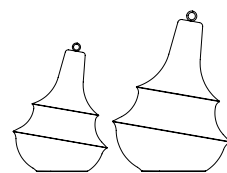


Struttura in vetroresina bianca opaca  
Structure in matt white fiberglass

**HP304PBEXT**  
cm Ø47 H66

**HP304GBEXT**  
cm Ø65 H89

Lampada da terra / floor lamp  
1x max 18W E27  
IP55




Struttura in vetroresina bianca opaca  
Structure in matt white fiberglass

**SE304PBEXT**  
cm Ø48 H78

**SE304GBEXT**  
cm Ø66 H107

sospensione/pendant  
1x max 18W E27  
IP55



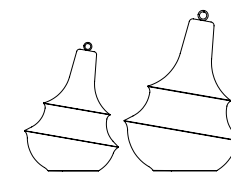
**LADY D**  
design  
matteo ugolini



Struttura in vetroresina bianca opaca  
Structure in matt white fiberglass

**HP304PBEXT**  
cm Ø47 H66

**HP304GBEXT**  
cm Ø65 H89



Lampada da terra / floor lamp  
1x max 18W E27  
IP55



**LADY D**  
design  
matteo ugolini


Struttura - alluminio opaco  
Structure - matt aluminum  
Diffusore - silicone bianco opaco  
Shade - matt white silicone

**SE293 BN EXT** (nero/black)  
**SE293 BO EXT** (bronzo/bronze)  
sospensione / pendant  
cm 100x300 (max) Ø 2,3  
LED 24V, 14,4W, 922 lm,  
3000K  
IP65

Versioni disponibili: SISTEMA / INDOOR  
Available versions: SISTEMA / INDOOR

# LEDA

design debonademeo



**LEDA**  
design  
debonademeo

Struttura - alluminio opaco  
Structure - matt aluminum  
Diffusore - silicone bianco opaco  
Shade - matt white silicone

**SE293 N1 EXT** (nero/black)  
**SE293 O1 EXT** (bronzo/bronze)  
sospensione  
pendant  
cm 100x300 (max) Ø 2,3  
LED 24V, 14,4W, 922 lm,  
3000K  
IP65

OUTDOOR

# MOBY DICK

design matteo ugolini

Struttura in vetroresina, finitura esterna liscia, interna naturale.  
Structure in fiberglass, smooth outer finishing, rough inner finishing.

## SE646P

sospensione / pendant  
cm 90x30x h. 30  
1 x max 70W E27



## SE647G

sospensione / pendant  
cm 150x55x h. 55  
1 x max 105W E27



Versioni disponibili: SOSPENSIONE / OUTDOOR  
Available versions: PENDANT / OUTDOOR



# MOONY

design

MARCANTONIO



## MOONY

design marcantonio

Diffusore in PMMA satinato  
basamento in cemento

*Diffuser in frosted PMMA  
baseament in concrete*



**HP307AB EXT** (h max 245 cm)

**HP307BB EXT** (h max 145 cm)

piantana / floor lamp  
diffusore / diffuser Ø15 cm  
h max 145 cm  
E27 1x max 7W LED  
IP55



OUTDOOR



# MOVIDA

design matteo ugolini &  
edmondo testaguzza

Struttura in alluminio bianco opaco.  
*Structure in matt white aluminum.*



**AP262 BC EXT** (3000K)  
**AP262 BE EXT** (2700K)  
applique / wall lamp  
cm Ø5,5 x 9,8 x h 14,5  
led 2 x 3,2W 410 lumen  
CRI≥90  
IP55

Struttura in alluminio nero opaco.  
*Structure in matt black aluminum.*



**AP262 NR EXT** (3000K)  
**AP262 NP EXT** (2700K)  
applique / wall lamp  
cm Ø5,5 x 9,8 x h 14,5  
led 2 x 3,2W 410 lumen  
CRI≥90  
IP55

Accessorio disco deflettore.  
*Deflector plate optional.*



**AC262 BN EXT**  
(alluminio bianco /  
*white aluminum*)

Versioni disponibili: INDOOR  
*Available versions: INDOOR*



# N I



# L O

## Nilo

design matteo ugolini

Un caldo pomeriggio di mezza estate, Sassocorvaro uno dei tanti magici borghi italiani e il suo fiume. Risveglio di rumori, profumi, grida felici e di quelle spensierate giornate passate con gli amici a giocare tra lo scorrere dell'acqua e quelle buffe e tanto decorative piante acquatiche.

*A warm mid-summer afternoon in Sassocorvaro – one of the many magical Italian villages – and its river. The awakening of sounds, scents, happy shouts and carefree days spent playing with friends, between the running water and those funny ornamental water plants.*



**NILO**  
design  
matteo ugolini

Struttura in alluminio nero opaco e diffusore in resina bianco opaco.  
*Structure in matt black aluminium and shade in matt white resin.*

**HP211DN EXT** (118 cm)  
**HP211EN EXT** (150 cm)  
**HP211FN EXT** (220 cm)  
piantana / floor lamp  
3,2W 2700K  
410 lumen, 350mA



picchetto / stake included 35 cm  
IP65


Struttura in alluminio nero opaco e diffusore in resina bianco opaco.  
*Structure in matt black aluminium and shade in matt white resin.*

**HP211AN EXT** (118 cm)  
**HP211BN EXT** (150 cm)  
**HP211CN EXT** (220 cm)  
piantana / floor lamp  
3,2W 2700K  
410 lumen, 350mA



attacco a terra  
ground fastening accessory  
IP65

Versioni disponibili:  
APPLIQUE / PIANTANA TERRA / INDOOR  
Available versions:  
WALL LAMP / FLOOR LAMP / INDOOR



**NILO**  
design  
matteo ugolini



Struttura in alluminio nero opaco  
e diffusore in resina bianco opaco.  
Structure in matt black aluminium  
and shade in matt white resin.



**AP211PN EXT**  
applique / wall lamp  
cm 64 x 9  
3,2W 2700K  
410 lumen, 350mA  
IP44



# PLANCTON

design matteo ugolini

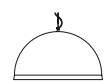


Struttura in vetroresina con bordi sfrangiati.  
Structure in fiberglass with unfinished borders.

Versioni disponibili: SOSPENSIONE / INDOOR  
Available versions: PENDANT / INDOOR



**SE648/IPB-EXT**  
sospensione / pendant  
cm ø 45 h. 25  
1 x max 20W E27  
IP44



**SE649/IGB-EXT**  
sospensione / pendant  
cm ø 75 h. 40  
1 x max 20W E27  
IP44



# POIS

design matteo ugolini

Struttura - alluminio nero opaco  
Structure - matt black aluminum  
Diffusore - resina bianca  
Shade - white resin

## HP292 AN EXT

*piantana*  
floor lamp  
cm h. 93  
LED 3.2w, 410 lm,  
3000K  
IP65



## HP292 BN EXT

*piantana*  
floor lamp  
cm h. 118  
LED 3.2w, 410 lm,  
3000K  
IP65



## HP292 CN EXT

*piantana*  
floor lamp  
cm h. 158  
LED 3.2w, 410 lm,  
3000K  
IP65





**POIS**  
design  
matteo ugolini

Struttura - alluminio nero opaco  
Structure - matt black aluminum  
Diffusore - resina bianca  
Shade - white resin

**HP292 AN EXT**  
piantana  
floor lamp  
cm h. 93  
LED 3.2w, 410 lm,  
3000K  
IP65



**HP292 BN EXT**  
piantana  
floor lamp  
cm h. 118  
LED 3.2w, 410 lm,  
3000K  
IP65



**HP292 CN EXT**  
piantana  
floor lamp  
cm h. 158  
LED 3.2w, 410 lm,  
3000K  
IP65



OUTDOOR

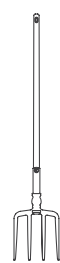
# TOBIA

design matteo ugolini



Struttura in tecnopolimero bianco.  
Structure in white techno-polymer.

Versioni disponibili: PIANTANA TERRA / INDOOR  
Available versions: FLOOR LAMP / INDOOR



**HP145 1F EXT**  
piantana  
floor lamp  
cm b.36 x p.8 x h.165  
13W LED, 1430 lumen  
3000K - IP65



**HP145 2P EXT**  
piantana  
floor lamp  
cm b.36 x p.8 x h.165  
13W LED, 1430 lumen  
3000K - IP65



**HP145 3R EXT**  
piantana  
floor lamp  
cm b.46 x p.12 x h.165  
13W LED, 1430 lumen  
3000K - IP65







# ULULÌ ULULÀ

design matteo ugolini



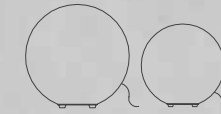
## ULULÌ-ULULÀ

design matteo ugolini

Struttura in vetroresina bianca  
Structure in white fiberglass

**HP648SP EXT** (Ø 45 cm)  
E27 1x max 18W LED

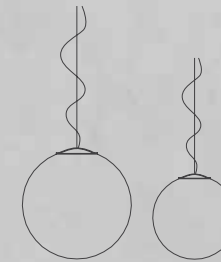
**HP649SP EXT** (Ø 75 cm)  
E27 4x max 18W LED



lampada da terra / floor lamp  
IP65

**SE648SP EXT** (Ø 45 cm)  
E27 1x max 18W LED

**SE649SP EXT** (Ø 75 cm)  
E27 4x max 18W LED



sospensione / pendant  
IP65

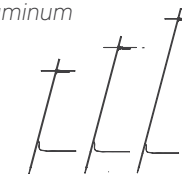
# XANA

design edmondo testaguzza



Struttura in alluminio verde opaco  
Structure in matt green aluminum

**HP260 1V EXT** (73 cm)  
**HP260 2V EXT** (96 cm)  
**HP260 3V EXT** (130 cm)  
piantana / floor lamp



picchetto / stake included h33 cm  
led 7.4W 958 lumen 3000K  
IP65

