

siemon & salazar

— hand blown glass lighting





**Siemon & Salazar is a design studio** created by Caleb Siemon and Carmen Salazar.

The husband and wife duo have worked together designing and making hand-blown glass vessels and lighting fixtures in Southern California since 1999. Caleb and Carmen met as undergraduates at the Rhode Island School of Design (RISD), where Caleb focused on glass and Carmen on sculpture. After RISD, Caleb apprenticed with a renowned master glassblower, Pino Signoretto, in Murano, Italy. Back in California, Carmen honed her skills in metal and glass and earned a master's degree in architecture.





The studio's aesthetic reflects the evolved craftsmanship of the Muranese tradition coupled with the balance and restraint of the Scandinavians. Caleb and Carmen draw as much inspiration from the medium as they do from the place where they live and work. *"We always start with an idea but remain flexible to allow for the natural qualities of the materials,"* says Caleb. *"The element of the unknown has always attracted me to glass, and to California, for that matter,"* says Carmen. *"There's a tangible sense of adventure, as well as beauty, layered within the landscape. We try to embrace that."*

*"Glassblowing is a team sport,"* says Caleb. *"It requires a united effort from multiple people to create one design."* Every glass piece is hand formed by the talented team at the studio in Aliso Viejo, California, *"This allows us to maintain the highest standards of quality and craftsmanship in our work. The studio is made up of a small team of master craftspeople that have a passion for what we do and the designs we make."*

In December 2022, Siemon and Salazar was acquired by Cerno. Cerno's founders and Caleb and Carmen have been friends for years, and this next chapter for both companies is very exciting. Caleb and Carmen will continue to be involved with new Siemon and Salazar designs and Caleb will continue to blow glass.



Left to right: Caleb, Carmen, Nick, Dan, and Bret







PENDANTS



Banded



Barnacle Large Barrel



Barnacle Large Cone



Barnacle Large Urchin



Barnacle Small Cone  
Low Voltage



Barnacle Small Urchin  
Low Voltage



Bubble Large Cone



Bubble Large Ellipse



Bubble Small Orb  
Low Voltage



Bubble Small Square  
Low Voltage



Cumulo



Happy Large



Happy Small  
Low Voltage



Lattimo Large Barrel



Lattimo Large Droplet



Lattimo Large Orb



Lattimo Large Teardrop



Wabi Long



Wabi Short





borrego (GL-241)



aqua (GL-051)



stone (GL-122)



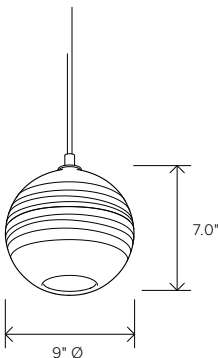
amber (GL-053)



cranberry (GL-041)

*Born from a love of color, these striking pieces draw inspiration from the rich hues and undulating topography of Southern California. Alternating layers of opaque and transparent colors are applied to clear glass. Overlaps create opportunities for new colors to be formed, which adds to the depth of each piece. The intense color is then complemented by the simple shape. Hand blown and shaped in lead free crystal. No molds are used, and each glass shape is unique.*

## Banded Orb Pendant




Dimensions\*: 9.0" Ø, 7.0" H  
Materials: glass, metal  
Product weight\*: 5.5 lbs  
Light source: medium base E26 socket\*\*  
Lamping: E26 base, G25 lamp, 40 W max  
250 V AC Max  
Round canopy with cloth covered SJT-3 Cable  
Canopy dimensions: 5" Ø, 0.3"  
Field adjustable drop length: 0'6" min - 6'0" max  
Canopy finish matches Metal Finish  
Suitable for sloped ceilings  
UL listed for damp locations



### MATERIAL & FINISH OPTIONS

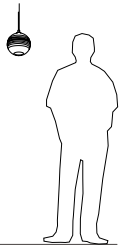
Banded Orb Pendant part # S06-2544-

|   |     |  |  |  |
|---|-----|--|--|--|
| Glass Finish  |     |  |  |  |
| stone (GL-122)  | 122 |  |  |  |
| aqua (GL-051)   | 051 |  |  |  |
| cranberry (GL-041)  | 041 |  |  |  |
| borrego (GL-241)  | 241 |  |  |  |
| amber (GL-053)  | 053 |  |  |  |
| Metal Finish  |     |  |  |  |
| satin nickel  | SN  |  |  |  |
| brushed brass   | SB  |  |  |  |
| dark bronze   | BZ  |  |  |  |
| black   | BK  |  |  |  |
| Cord Color  |     |  |  |  |
| black cloth   | BC  |  |  |  |
| taupe cloth   | TC  |  |  |  |
| silver cloth  | SC  |  |  |  |
| Lamping   |     |  |  |  |
| no bulb   | 00  |  |  |  |
| G25 LED bulb included - 2700 K, 90 CRI, 3.8 W, 350 Lumens, 120 V AC | MB  |  |  |  |



\* Each piece of hand-blown glass is a unique work of art. Dimensions, weight, and color will vary. When multiple fixtures are installed next to each other, expect some variation in shape and color.

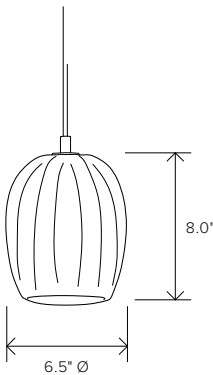
\*\* Alternate voltages and socket types are available upon request.







Barnacle Pendant, Large Barrel




Dimensions\*: 6.5" Ø, 8.0" H  
Materials: glass, metal  
Product weight\*: 5.5 lbs  
Light source: candelabra base E12 socket\*\*  
Lamping: E12 base, G16.5 lamp, 40 W max  
250 V AC Max  
Round canopy with cloth covered SJT-3 Cable  
Canopy dimensions: 5" Ø, 0.3"  
Field adjustable drop length: 0'6" min - 6'0" max  
Canopy finish matches Metal Finish  
Suitable for sloped ceilings  
UL listed for damp locations



MATERIAL & FINISH OPTIONS

Barnacle Large Barrel part # S06-2434-

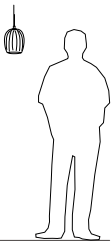
|  |     |  |  |
|--|-----|--|--|
| Glass Finish   |     |  |  |
| clear (GL-048)   | 048 |  |  |
| Metal Finish   |     |  |  |
| satin nickel   | SN  |  |  |
| brushed brass  | SB  |  |  |
| dark bronze  | BZ  |  |  |
| black  | BK  |  |  |
| Cord Color   |     |  |  |
| black cloth  | BC  |  |  |
| taupe cloth  | TC  |  |  |
| silver cloth   | SC  |  |  |
| Lamping  |     |  |  |
| no bulb  | 00  |  |  |
| E12 LED bulb included - 2700 K, 90CRI, 4 W, 350 Lumens, 120 V AC | CB  |  |  |



\* Each piece of hand-blown glass is a unique work of art. Dimensions, weight, and color will vary. When multiple fixtures are installed next to each other, expect some variation in shape and color.  
\*\* Alternate voltages and socket types are available upon request.



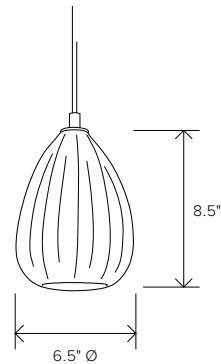
The Barnacle series revels in the material and the way the thick crystal forms and light play with each other. The unique light refractions will animate any surface nearby. Extremely hot molten glass is manipulated by hand to create the ridges, valleys, and undulations. Hand blown and shaped in lead free crystal. No molds are used, and each glass shape is unique.







Barnacle Pendant, Large Cone



Dimensions\*: 6.5" Ø, 8.5" H  
Materials: glass, metal  
Product weight\*: 5.5 lbs  
Light source: candelabra base E12 socket\*\*  
Lamping: E12 base, G16.5 lamp, 40 W max  
250 V AC Max  
Round canopy with cloth covered SJT-3 Cable  
Canopy dimensions: 5" Ø, 0.3"  
Field adjustable drop length: 0'6" min - 6'0" max  
Canopy finish matches Metal Finish  
Suitable for sloped ceilings  
UL listed for damp locations



MATERIAL & FINISH OPTIONS

Barnacle Large Cone part # S06-2449-

Glass Finish  
clear (GL-048)

048

Metal Finish  
satin nickel  
brushed brass  
dark bronze  
black

SN  
SB  
BZ  
BK

Cord Color  
black cloth  
taupe cloth  
silver cloth

BC  
TC  
SC

Lamping

no bulb  
E12 LED bulb included - 2700 K,  
90CRI, 4 W, 350 Lumens, 120 V AC

00  
CB



clear (GL-048)



satin nickel



brushed brass



dark bronze



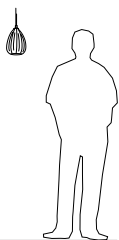
black



The Barnacle series revels in the material and the way the thick crystal forms and light play with each other. The unique light refractions will animate any surface nearby. Extremely hot molten glass is manipulated by hand to create the ridges, valleys, and undulations. Hand blown and shaped in lead free crystal. No molds are used, and each glass shape is unique.

\* Each piece of hand-blown glass is a unique work of art. Dimensions, weight, and color will vary. When multiple fixtures are installed next to each other, expect some variation in shape and color.

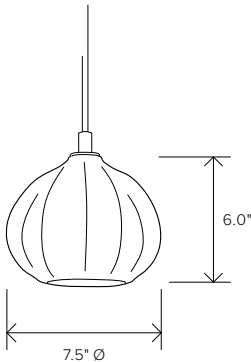
\*\* Alternate voltages and socket types are available upon request.







Barnacle Pendant, Large Urchin



Dimensions\*: 7.5" Ø, 6.0" H  
Materials: glass, metal  
Product weight\*: 5.0 lbs  
Light source: candelabra base E12 socket\*\*  
Lamping: E12 base, G16.5 lamp, 40 W max  
250 V AC Max  
Round canopy with cloth covered SJT-3 Cable  
Canopy dimensions: 5" Ø, 0.3"  
Field adjustable drop length: 0'6" min - 6'0" max  
Canopy finish matches Metal Finish  
Suitable for sloped ceilings  
UL listed for damp locations



#### MATERIAL & FINISH OPTIONS

Barnacle Large Urchin part # S06-2459-

**Glass Finish**  
clear (GL-048)

048

**Metal Finish**  
satin nickel  
brushed brass  
dark bronze  
black

SN  
SB  
BZ  
BK

**Cord Color**  
black cloth  
taupe cloth  
silver cloth

BC  
TC  
SC

**Lamping**  
no bulb  
E12 LED bulb included - 2700 K,  
90CRI, 4 W, 350 Lumens, 120 V AC

00  
CB



clear (GL-048)



satin nickel



brushed brass



dark bronze



black



*The Barnacle series revels in the material and the way the thick crystal forms and light play with each other. The unique light refractions will animate any surface nearby. Extremely hot molten glass is manipulated by hand to create the ridges, valleys, and undulations. Hand blown and shaped in lead free crystal. No molds are used, and each glass shape is unique.*

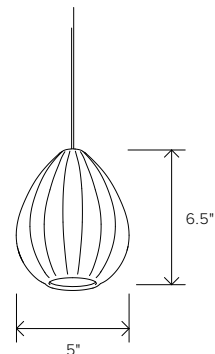
\* Each piece of hand-blown glass is a unique work of art. Dimensions, weight, and color will vary. When multiple fixtures are installed next to each other, expect some variation in shape and color.

\*\* Alternate voltages and socket types are available upon request.





Barnacle Pendant, Small Cone  
low voltage



Dimensions\*: 5.0" Ø, 6.5" H  
Materials: glass, metal  
Product weight\*: 3.0 lbs  
Light source: bi-pin base G4 socket  
Lamping: G4 base, halogen lamp, 12V, 20 W max  
Round canopy with fast jack connector  
Canopy dimensions: 4.3" Ø, 0.4"  
Low voltage conductive suspension cable  
Field adjustable drop length: 0'6" min - 8'0" max  
Canopy and suspension finish matches Metal Finish  
Suitable for sloped ceilings  
\*\*\*ETL\*\*\*



#### MATERIAL & FINISH OPTIONS

Bubble Small Cone part # S06-2458-

**Glass Finish**  
clear (GL-048)

048

**Metal Finish**  
satin nickel  
dark bronze

SN

BZ

**Lamping**  
20 W halogen bi-pin bulb included

HA

#### Canopies

No Canopy or transformer (includes male freejack connector)

N

Round with 120 V AC input voltage transformer ELV dimmable

T1

Round with 240 V AC input voltage transformer ELV dimmable

T2

Round with 277 V AC input voltage transformer ELV dimmable

T3



clear (GL-048)



satin nickel



dark bronze

\* Each piece of hand-blown glass is a unique work of art. Dimensions, weight, and color will vary. When multiple fixtures are installed next to each other, expect some variation in shape and color.

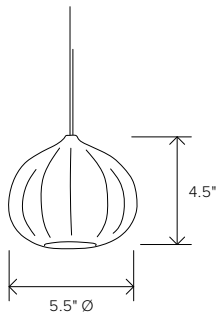


*These small crystal pieces focus on the way glass forms and light play with each other. Hand rendered texture creates unique projected patterns. These low voltage fixtures can be hung singularly from a monopoint canopy or as a grouping for a statement piece. Hand blown and shaped in lead free crystal. No molds are used, and each glass shape is unique.*





Barnacle Pendant, Small Urchin  
low voltage



Dimensions\*: 5.5" Ø, 4.5" H  
Materials: glass, metal  
Product weight\*: 2.5 lbs  
Light source: bi-pin base G4 socket  
Lamping: G4 base, halogen lamp, 12V, 20 W max  
Round canopy with fast jack connector  
Canopy dimensions: 4.3" Ø, 0.4"  
Low voltage conductive suspension cable  
Field adjustable drop length: 0'6" min - 8'0" max  
Canopy and suspension finish matches Metal Finish  
\*\*\*ETL\*\*\*



MATERIAL & FINISH OPTIONS

Barnacle Small Urchin part # S06-2400-

|   |     |  |
|---|-----|--|
| Glass Finish  |     |  |
| clear (GL-048)  | 048 |  |
| Metal Finish  |     |  |
| satin nickel  | SN  |  |
| dark bronze   | BZ  |  |
| Lamping   |     |  |
| 20 W halogen bi-pin bulb included                           | HA  |  |
| Canopies  |     |  |
| No Canopy or transformer (includes male freejack connector) | N   |  |
| Round with 120 V AC input voltage transformer ELV dimmable  | T1  |  |
| Round with 240 V AC input voltage transformer ELV dimmable  | T2  |  |
| Round with 277 V AC input voltage transformer ELV dimmable  | T3  |  |



\* Each piece of hand-blown glass is a unique work of art. Dimensions, weight, and color will vary. When multiple fixtures are installed next to each other, expect some variation in shape and color.



These small crystal pieces focus on the way glass forms and light play with each other. Hand rendered texture creates unique projected patterns. These low voltage fixtures can be hung singularly from a monopoint canopy or as a grouping for a statement piece. Hand blown and shaped in lead free crystal. No molds are used, and each glass shape is unique.



grey bubble



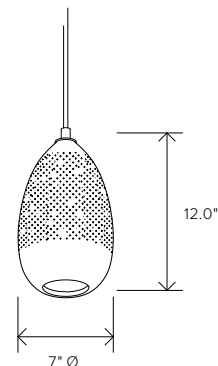
clear bubble



opaline bubble

*These works continue the language of contrast of the lattimo and banded lines, but use a swath of textured whipped glass. This is then paired with a selection of soft colors and simple forms. The bubbles cloud and diffuse the bulb and add elements of patterning on nearby surfaces. Hand blown and shaped in lead free crystal. No molds are used, and each glass shape is unique.*

## Bubble Pendant, Large Cone



Dimensions\*: 7.0" Ø, 12.0" H

Materials: glass, metal

Product weight\*: 6.0 lbs

Light source: medium base E26 socket\*\*

Lamping: E26 base, G25 lamp, 40 W max, 50 V AC max

Round canopy with cloth covered SJT-3 Cable

Canopy dimensions: 5" Ø, 0.3"

Field adjustable drop length: 0'6" min - 6'0" max

Canopy finish matches Metal Finish

Suitable for sloped ceilings

UL listed for damp locations



### MATERIAL & FINISH OPTIONS

Bubble Large Cone part # S06-3049-

#### Glass Finish

clear bubble (GL-129) **129**  
 opaline bubble (GL-249) **249**  
 grey bubble (GL-244) **244**

#### Metal Finish

satin nickel **SN**  
 brushed brass **SB**  
 dark bronze **BZ**  
 black **BK**

#### Cord Color

black cloth **BC**  
 taupe cloth **TC**  
 silver cloth **SC**

#### Lamping

no bulb **00**  
 G25 LED bulb included - 2700 K, 90 CRI, 3.8 W, 350 Lumens, 120 V AC **MB**



satin nickel



brushed brass



dark bronze



black

\* Each piece of hand-blown glass is a unique work of art. Dimensions, weight, and color will vary. When multiple fixtures are installed next to each other, expect some variation in shape and color.

\*\* Alternate voltages and socket types are available upon request.







opaline bubble



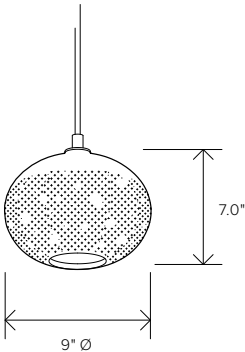
grey bubble



clear bubble

These works continue the language of contrast of the Lattimo and Banded lines, but use a swath of textured whipped glass. This is then paired with a selection of soft colors and simple forms. The bubbles cloud and diffuse the bulb and add elements of patterning on nearby surfaces. Hand blown and shaped in lead free crystal. No molds are used, and each glass shape is unique.

Bubble Pendant, Large Ellipse




Dimensions\*: 9.0" Ø, 7.0" H  
Materials: glass, metal  
Product weight\*: 5.5 lbs  
Light source: medium base E26 socket\*\*  
Lamping: E26 base, G25 lamp, 40 W max, 250 V AC max  
Round canopy with cloth covered SJT-3 Cable  
Canopy dimensions: 5" Ø, 0.3"  
Field adjustable drop length: 0'6" min - 6'0" max  
Canopy finish matches Metal Finish  
Suitable for sloped ceilings  
UL listed for damp locations



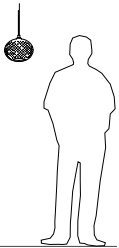
MATERIAL & FINISH OPTIONS

Bubble Large Ellipse part # S06-3015-

|   |     |  |  |
|---|-----|--|--|
| Glass Finish  |     |  |  |
| clear bubble (GL-129)   | 129 |  |  |
| opaline bubble (GL-249)   | 249 |  |  |
| grey bubble (GL-244)  | 244 |  |  |
| Metal Finish  |     |  |  |
| satin nickel  | SN  |  |  |
| brushed brass   | SB  |  |  |
| dark bronze   | BZ  |  |  |
| black   | BK  |  |  |
| Cord Color  |     |  |  |
| black cloth   | BC  |  |  |
| taupe cloth   | TC  |  |  |
| silver cloth  | SC  |  |  |
| Lamping   |     |  |  |
| no bulb   | 00  |  |  |
| G25 LED bulb included - 2700 K, 90 CRI, 3.8 W, 350 Lumens, 120 V AC | MB  |  |  |

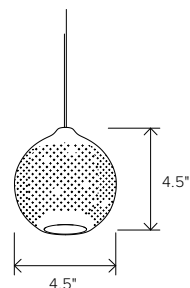


\* Each piece of hand-blown glass is a unique work of art. Dimensions, weight, and color will vary. When multiple fixtures are installed next to each other, expect some variation in shape and color.  
\*\* Alternate voltages and socket types are available upon request.





Bubble Pendant, Small Orb  
low voltage



Dimensions\*: 4.5" Ø, 4.5" H  
Materials: glass, metal  
Product weight\*: 3.0 lbs  
Light source: bi-pin base G4 socket  
Lamping: G4 base, halogen lamp, 12V, 20 W max  
Round canopy with fast jack connector  
Canopy dimensions: 4.3" Ø, 0.4"  
Low voltage conductive suspension cable  
Field adjustable drop length: 0'6" min - 8'0" max  
Canopy and suspension finish matches Metal Finish  
Suitable for sloped ceilings  
\*\*\*ETL\*\*\*



*These small crystal pieces focus on the way glass forms and light play with each other. The bubbles cloud and diffuse the bulb and add elements of patterning on nearby surfaces. Low voltage fixtures can be hung singularly from a monopoint canopy, or as a grouping for a statement piece. Hand blown and shaped in lead free crystal. No molds are used, and each glass shape is unique.*

#### MATERIAL & FINISH OPTIONS

|                                   |                     |  |
|-----------------------------------|---------------------|--|
| Bubble Small Orb part # S06-3044- |                     |  |
| Glass Finish                      | 129                 |  |
|                                   |                     |  |
|                                   |                     |  |
| Metal Finish                      | SN<br>BZ            |  |
|                                   |                     |  |
|                                   |                     |  |
| Lamping                           | HA                  |  |
|                                   |                     |  |
|                                   |                     |  |
| Canopies                          | N<br>T1<br>T2<br>T3 |  |
|                                   |                     |  |
|                                   |                     |  |
|                                   |                     |  |



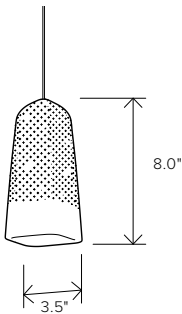
\* Each piece of hand-blown glass is a unique work of art. Dimensions, weight, and color will vary. When multiple fixtures are installed next to each other, expect some variation in shape and color.







Bubble Pendant, Small Square  
low voltage



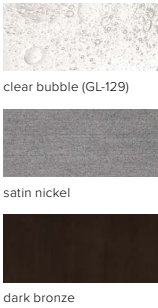
Dimensions\*: 3.5", 3.5", 8.0" H  
Materials: glass, metal  
Product weight\*: 3.0 lbs  
Light source: bi-pin base G4 socket  
Lamping: G4 base, halogen lamp, 12V, 20 W max  
Round canopy with fast jack connector  
Canopy dimensions: 4.3" Ø, 0.4"  
Low voltage conductive suspension cable  
Field adjustable drop length: 0'6" min - 8'0" max  
Canopy and suspension finish matches Metal Finish  
Suitable for sloped ceilings  
\*\*\*ETL\*\*\*



*These small crystal pieces focus on the way glass forms and light play with each other. The bubbles cloud and diffuse the bulb and add elements of patterning on nearby surfaces. Low voltage fixtures can be hung singularly from a monopoint canopy, or as a grouping for a statement piece. Hand blown and shaped in lead free crystal. No molds are used, and each glass shape is unique.*

MATERIAL & FINISH OPTIONS

|  |     |
|--|-----|
| Bubble Small Square part # S06-3057-                         |     |
| Glass Finish   |     |
| clear bubble (GL-129)  | 129 |
| Metal Finish   |     |
| satin nickel   | SN  |
| dark bronze  | BZ  |
| Lamping  |     |
| 20 W halogen bi-pin bulb included                            | HA  |
| Canopies   |     |
| No Canopy or transformer (includes male free-jack connector) | N   |
| Round with 120 V AC input voltage transformer ELV dimmable   | T1  |
| Round with 240 V AC input voltage transformer ELV dimmable   | T2  |
| Round with 277 V AC input voltage transformer ELV dimmable   | T3  |



\* Each piece of hand-blown glass is a unique work of art. Dimensions, weight, and color will vary. When multiple fixtures are installed next to each other, expect some variation in shape and color.





clear (GL-048)



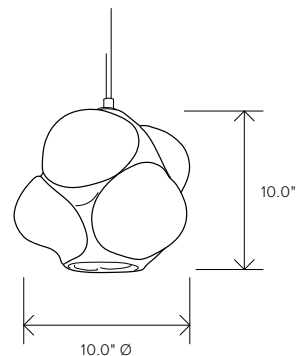
opaline (GL-135)



grey (GL-133)

*Inspired by a love of curves and voluptuous forms, the Cumulo pieces are made with molten dollops of glass attached to a central core. The hot bits are blown out to diffuse the color and create a bulbous cloud-like shape. Hand blown and shaped in lead free crystal. No molds are used, and each glass shape is unique.*

## Cumulo Pendant



Dimensions\*: 10.0" Ø, 10.0" H

Materials: glass, metal

Product weight\*: 9.0 lbs

Light source: medium base E26 socket\*\*

Lamping: E26 base, G25 lamp, 40 W max

250 V AC Max

Round canopy with cloth covered SJT-3 Cable

Canopy dimensions: 5" Ø, 0.3"

Field adjustable drop length: 0'6" min - 6'0" max

Canopy finish matches Metal Finish

Suitable for sloped ceilings

UL listed for damp locations



### MATERIAL & FINISH OPTIONS

Cumulo pendant part # S06-3268-

#### Glass Finish

grey (GL-133)

opaline (GL-135)

clear (GL-048)

#### Metal Finish

satin nickel

brushed brass

dark bronze

black

#### Cord Color

black cloth

taupe cloth

silver cloth

#### Lamping

no bulb

G25 LED bulb included - 2700 K,

90 CRI, 3.8 W, 350 Lumens, 120 V AC

|     |  |  |  |
|-----|--|--|--|
| 133 |  |  |  |
| 135 |  |  |  |
| 048 |  |  |  |
| SN  |  |  |  |
| SB  |  |  |  |
| BZ  |  |  |  |
| BK  |  |  |  |
| BC  |  |  |  |
| TC  |  |  |  |
| SC  |  |  |  |
| 00  |  |  |  |
| MB  |  |  |  |



satin nickel



brushed brass




dark bronze



black

\* Each piece of hand-blown glass is a unique work of art. Dimensions, weight, and color will vary. When multiple fixtures are installed next to each other, expect some variation in shape and color.

\*\* Alternate voltages and socket types are available upon request.

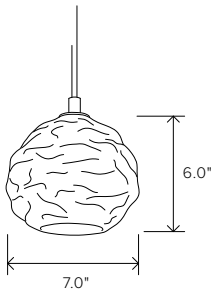








## Happy Pendant, Large



Dimensions\*: 7.0" Ø, 6.0" H  
Materials: glass, metal  
Product weight\*: 5.5 lbs  
Light source: candelabra base E12 socket\*\*  
Lamping: E12 base, G16.5 lamp, 40 W max  
250 V AC Max  
Round canopy with cloth covered SJT-3 Cable  
Canopy dimensions: 5" Ø, 0.3"  
Field adjustable drop length: 0'6" min - 6'0" max  
Canopy finish matches Metal Finish  
Suitable for sloped ceilings  
UL listed for damp locations



### MATERIAL & FINISH OPTIONS

Happy Pendant, Large part # S06-1899-

#### Glass Finish

clear (GL-048)  
opaline (GL-135)  
aubergine (GL-091)  
steel blue (GL-134)  
steel grey (GL-088)  
amber (GL-126)

048  
135  
091  
134  
088  
126

#### Metal Finish

satin nickel  
brushed brass  
dark bronze  
black

SN  
SB  
BZ  
BK

#### Cord Color


black cloth  
taupe cloth  
silver cloth

BC  
TC  
SC

#### Lamping

no bulb  
E12 LED bulb included - 2700 K,  
90CRI, 4 W, 350 Lumens

00  
CB



clear (GL-048)



opaline (GL-135)



aubergine (GL-091)



steel blue (GL-134)



steel grey (GL-088)



amber (GL-126)

*The Happy series plays with the reflective and malleable qualities of glass. This line consists of heavy thick-walled pieces, which are hand manipulated to create a creased and singularly individual form for each piece. The works are either blown in solid clear crystal or use the Italian technique of 'sommerso' or encased color. The Happy pendants take advantage of the thickness and brilliance of our crystal to create a light with unending refractions. Hand blown and shaped in lead free crystal. No molds are used, and each glass shape is unique.*

\* Each piece of hand-blown glass is a unique work of art. Dimensions, weight, and color will vary. When multiple fixtures are installed next to each other, expect some variation in shape and color.

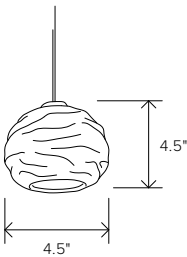
\*\* Alternate voltages and socket types are available upon request.







Happy Pendant, Small  
low voltage



Dimensions\*: 4.5" Ø, 4.5" H  
Materials: glass, metal  
Product weight\*: 2.5 lbs  
Light source: bi-pin base G4 socket  
Lamping: G4 base, halogen lamp, 12V, 20 W max  
Round canopy with fast jack connector  
Canopy dimensions: 4.3" Ø, 0.4"  
Low voltage conductive suspension cable  
Field adjustable drop length: 0'6" min - 8'0" max  
Canopy and suspension finish matches Metal Finish  
Suitable for sloped ceilings  
\*\*\*ETL\*\*\*



clear (GL-048)



opaline (GL-135)



aubergine (GL-091)



steel blue (GL-134)



steel grey (GL-088)




amber (GL-126)

MATERIAL & FINISH OPTIONS

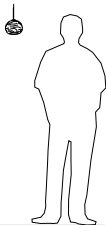
Happy Pendant, Small part # S06-1856-

|   |     |  |
|---|-----|--|
| Glass Finish  |     |  |
| clear (GL-048)  | 048 |  |
| opaline (GL-135)  | 135 |  |
| aubergine (GL-091)  | 091 |  |
| steel blue (GL-134)   | 134 |  |
| steel grey (GL-088)   | 088 |  |
| amber (GL-126)  | 126 |  |
| Metal Finish  |     |  |
| satin nickel  | SN  |  |
| dark bronze   | BZ  |  |
| Lamping   |     |  |
| 20 W halogen bi-pin bulb included                           | HA  |  |
| Canopies  |     |  |
| No Canopy or transformer (includes male freejack connector) | N   |  |
| Round with 120 V AC input voltage transformer ELV dimmable  | T1  |  |
| Round with 240 V AC input voltage transformer ELV dimmable  | T2  |  |
| Round with 277 V AC input voltage transformer ELV dimmable  | T3  |  |



The small Happy pendant plays with the reflective and malleable qualities of glass. This line consists of heavy thick-walled pieces, which are hand manipulated to create a creased and singularly individual form for each piece. The works are either blown in solid clear crystal or use the Italian technique of 'sommerso' or encased color. The happy series takes advantage of the thickness and brilliance of our crystal to create a light with unending refractions. Hand blown and shaped in lead free crystal. No molds are used, and each glass shape is unique.

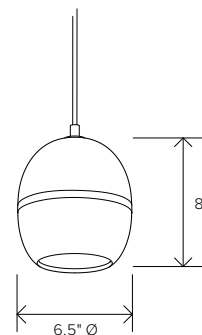
\* Each piece of hand-blown glass is a unique work of art. Dimensions, weight, and color will vary. When multiple fixtures are installed next to each other, expect some variation in shape and color.








## Lattimo Pendant, Large Barrel



Dimensions\*: 6.5" Ø, 8.0" H  
 Materials: glass, metal  
 Product weight\*: 5.5 lbs  
 Light source: medium base E26 socket\*\*  
 Lamping: E26 base, G25 lamp, 40 W max,  
 250 V AC max  
 Round canopy with cloth covered SJT-3 Cable  
 Canopy dimensions: 5" Ø, 0.3"  
 Field adjustable drop length: 0'6" min - 6'0" max  
 Canopy finish matches Metal Finish  
 Suitable for sloped ceilings  
 UL listed for damp locations



*A variation on the banded line, these pieces focus on their forms rather than the juxtaposition of colors. The name refers to the Italian technique of lattimo or milk glass. Two opaque swathes of color are wrapped around a clear crystal bubble. This line is currently made in a selection of refined silhouettes. Hand blown and shaped in lead free crystal. No molds are used, and each glass shape is unique.*

### MATERIAL & FINISH OPTIONS

Lattimo Large Barrel part # S06-2334-

#### Glass Finish

white / ivory (GL-019)

#### Metal Finish

satin nickel  
 brushed brass  
 dark bronze  
 black

#### Cord Color

black  
 taupe  
 silver

#### Lamping

no bulb  
 G25 LED bulb included - 2700 K,  
 90 CRI, 3.8 W, 350 Lumens, 120 V AC

019

SN

SB

BZ

BK

BC

TC

SC

00

MB



white / ivory (GL-019)



satin nickel



brushed brass



dark bronze



black

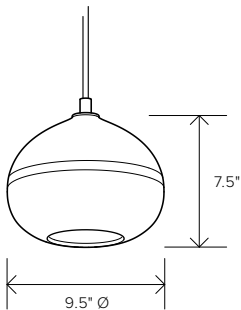
\* Each piece of hand-blown glass is a unique work of art. Dimensions, weight, and color will vary. When multiple fixtures are installed next to each other, expect some variation in shape and color.

\*\* Alternate voltages and socket types are available upon request.





Lattimo Pendant, Large Droplet




Dimensions\*: 9.5" Ø, 7.5" H  
Materials: glass, metal  
Product weight\*: 5.5 lbs  
Light source: medium base E26 socket\*\*  
Lamping: E26 base, G25 lamp, 40 W max.  
250 V AC max  
Round canopy with cloth covered SJT-3 Cable  
Canopy dimensions: 5" Ø, 0.3"  
Field adjustable drop length: 0'6" min - 6'0" max  
Canopy finish matches Metal Finish  
Suitable for sloped ceilings



MATERIAL & FINISH OPTIONS


|   |                      |
|---|----------------------|
| Lattimo Large Droplet part # S06-2324-  |                      |
| <b>Glass Finish</b><br>white / ivory (GL-019)   | 019                  |
| <b>Metal Finish</b><br>satin nickel<br>brushed brass<br>dark bronze<br>black                        | SN<br>SB<br>BZ<br>BK |
| <b>Cord Color</b><br>black cloth<br>taupe cloth<br>silver cloth                                     | BC<br>TC<br>SC       |
| <b>Lamping</b><br>no bulb<br>G25 LED bulb included - 2700 K,<br>90 CRI, 3.8 W, 350 Lumens, 120 V AC | 00<br>MB             |



A variation on the banded line, these pieces focus on their forms rather than the juxtaposition of colors. The name refers to the Italian technique of lattimo or milk glass. Two opaque swathes of color are wrapped around a clear crystal bubble. This line is currently made in a selection of refined silhouettes. Hand blown and shaped in lead free crystal. No molds are used, and each glass shape is unique.

\* Each piece of hand-blown glass is a unique work of art. Dimensions, weight, and color will vary. When multiple fixtures are installed next to each other, expect some variation in shape and color.

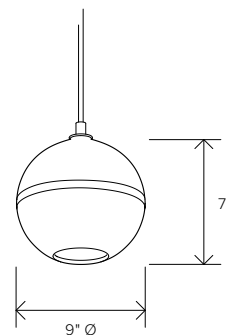
\*\* Alternate voltages and socket types are available upon request.





*A variation on the banded line, these pieces focus on their forms rather than the juxtaposition of colors. The name refers to the Italian technique of lattimo or milk glass. Two opaque swathes of color are wrapped around a clear crystal bubble. This line is currently made in a selection of refined silhouettes. Hand blown and shaped in lead free crystal. No molds are used, and each glass shape is unique.*

## Lattimo Pendant, Large Orb



Dimensions\*: 9.0" Ø, 7.0" H

Materials: glass, metal

Product weight\*: 5.5 lbs

Light source: medium base E26 socket\*\*

Lamping: E26 base, G25 lamp, 40 W max, 250 V AC max

Round canopy with cloth covered SJT-3 Cable

Canopy dimensions: 5" Ø, 0.3"

Field adjustable drop length: 0'6" min - 6'0" max

Canopy finish matches Metal Finish

Suitable for sloped ceilings

UL listed for damp locations



### MATERIAL & FINISH OPTIONS

Lattimo Large Orb part # S06-2344-

#### Glass Finish

white / ivory (GL-019)

019

#### Metal Finish

satin nickel  
brushed brass  
dark bronze  
black

SN  
SB  
BZ  
BK

#### Cord Color


black cloth  
taupe cloth  
silver cloth

BC  
TC  
SC

#### Lamping

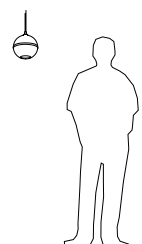
no bulb  
G25 LED bulb included - 2700 K,  
90 CRI, 3.8 W, 350 Lumens, 120 V AC

00  
MB



\* Each piece of hand-blown glass is a unique work of art. Dimensions, weight, and color will vary. When multiple fixtures are installed next to each other, expect some variation in shape and color.

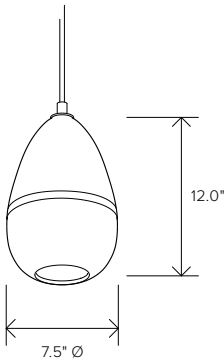
\*\* Alternate voltages and socket types are available upon request.







Lattimo Pendant, Large Teardrop



Dimensions\*: 7.5" Ø, 12.0" H  
Materials: glass, metal  
Product weight\*: 5.5 lbs  
Light source: medium base E26 socket\*\*  
Lamping: E26 base, G25 lamp, 40 W max, 250 V AC max  
Round canopy with cloth covered SJT-3 Cable  
Canopy dimensions: 5" Ø, 0.3"  
Field adjustable drop length: 0'6" min - 6'0" max  
Canopy finish matches Metal Finish  
Suitable for sloped ceilings  
UL listed for damp locations



*A variation on the banded line, these pieces focus on their forms rather than the juxtaposition of colors. The name refers to the Italian technique of lattimo or milk glass. Two opaque swathes of color are wrapped around a clear crystal bubble. This line is currently made in a selection of refined silhouettes. Hand blown and shaped in lead free crystal. No molds are used, and each glass shape is unique.*

MATERIAL & FINISH OPTIONS


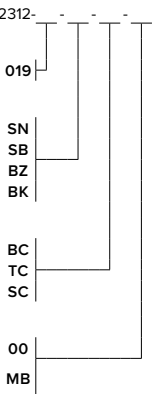
Lattimo Large Teardrop part # S06-2312-

Glass Finish  
white / ivory (GL-019)

Metal Finish  
satin nickel  
brushed brass  
dark bronze  
black

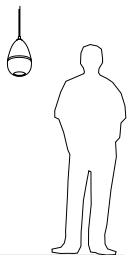
Cord Color  
black cloth  
taupe cloth  
silver cloth

Lamping  
no bulb  
G25 LED bulb included - 2700 K, 90 CRI, 3.8 W, 350 Lumens, 120 V AC



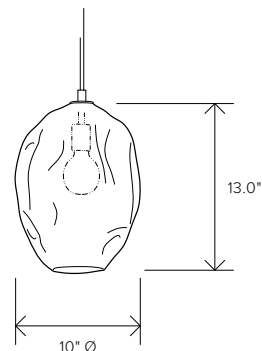
\* Each piece of hand-blown glass is a unique work of art. Dimensions, weight, and color will vary. When multiple fixtures are installed next to each other, expect some variation in shape and color.

\*\* Alternate voltages and socket types are available upon request.





## Wabi Pendant, Long



Dimensions\*: 10.0" Ø, 13.0" H  
 Materials: glass, metal  
 Product weight\*: 7.0 lbs  
 Light source: medium base E26 socket\*\*  
 Lamping: E26 base, G25 lamp, 40 W max  
 250 V AC Max  
 Round canopy with cloth covered SJT-3 Cable  
 Canopy dimensions: 5" Ø, 0.3"  
 Field adjustable drop length: 0'6" min - 6'0" max  
 Canopy finish matches Metal Finish  
 Suitable for sloped ceilings  
 UL listed for damp locations



smoky topaz (GL-242)



grey (GL-133)




clear (GL-048)



opaline (GL-135)



satin nickel



brushed brass



dark bronze



black

### MATERIAL & FINISH OPTIONS

Wabi Pendant, Long part # S06-6234-

|  |     |
|--|-----|
| <b>Glass Finish</b>  |     |
| smoky topaz (GL-242)   | 242 |
| grey (GL-133)  | 133 |
| clear (GL-048)   | 048 |
| opaline (GL-135)   | 135 |
| <b>Metal Finish</b>  |     |
| satin nickel   | SN  |
| brushed brass  | SB  |
| dark bronze  | BZ  |
| black  | BK  |
| <b>Cord Color</b>  |     |
| black cloth  | BC  |
| taupe cloth  | TC  |
| silver cloth   | SC  |
| <b>Lamping</b>   |     |
| no bulb  | 00  |
| G25 LED bulb included - 2700 K,<br>90 CRI, 3.8 W, 350 Lumens, 120 V AC | MB  |



*The Wabi Pendant is a departure from the more symmetrical shapes of our other lines, celebrating the natural movement and fluid matter of the glass. It gets its namesake from the Japanese world view of wabi-sabi, which embraces imperfection. Hand blown and shaped in lead free crystal. No molds are used, and each glass shape is unique.*

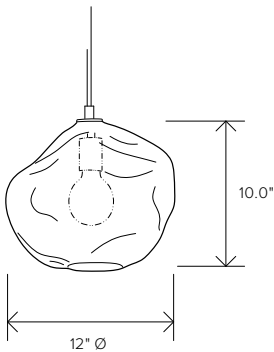
\* Each piece of hand-blown glass is a unique work of art. Dimensions, weight, and color will vary. When multiple fixtures are installed next to each other, expect some variation in shape and color.

\*\* Alternate voltages and socket types are available upon request.





Wabi Pendant, Short



Dimensions\*: 12.0" Ø, 10.0" H  
Materials: glass, metal  
Product weight\*: 7.0 lbs  
Light source: medium base E26 socket\*\*  
Lamping: E26 base, G25 lamp, 40 W max  
250 V AC Max  
Round canopy with cloth covered SJT-3 Cable  
Canopy dimensions: 5" Ø, 0.3"  
Field adjustable drop length: 0'6" min - 6'0" max  
Canopy finish matches Metal Finish  
Suitable for sloped ceilings  
UL listed for damp locations



smoky topaz (GL-242)



grey (GL-133)




clear (GL-048)



opaline (GL-135)



satin nickel



brushed brass



dark bronze



black

MATERIAL & FINISH OPTIONS

Wabi Pendant, Short part # S06-6215-


|  |     |
|--|-----|
| <b>Glass Finish</b>  |     |
| smoky topaz (GL-242)   | 242 |
| grey (GL-133)  | 133 |
| clear (GL-048)   | 048 |
| opaline (GL-135)   | 135 |
| <b>Metal Finish</b>  |     |
| satin nickel   | SN  |
| brushed brass  | SB  |
| dark bronze  | BZ  |
| black  | BK  |
| <b>Cord Color</b>  |     |
| black cloth  | BC  |
| taupe cloth  | TC  |
| silver cloth   | SC  |
| <b>Lamping</b>   |     |
| no bulb  | 00  |
| G25 LED bulb included - 2700 K,<br>90 CRI, 3.8 W, 350 Lumens, 120 V AC | MB  |



The Wabi Pendant is a departure from the more symmetrical shapes of our other lines, celebrating the natural movement and fluid matter of the glass. It gets its namesake from the Japanese world view of wabi-sabi, which embraces imperfection. Hand blown and shaped in lead free crystal. No molds are used, and each glass shape is unique.

\* Each piece of hand-blown glass is a unique work of art. Dimensions, weight, and color will vary. When multiple fixtures are installed next to each other, expect some variation in shape and color.

\*\* Alternate voltages and socket types are available upon request.







## SCONCES



Barnacle Cone Elbow Sconce



Bubble Round Elbow Sconce



Bubble Square Elbow Sconce



Cyclone Elbow Sconce



Happy Elbow Sconce



Lattimo Elbow Sconce



Urchin Elbow Sconce



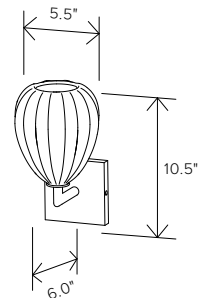
Iris Sconce



Moonlight Sconce



## Barnacle Cone Elbow Sconce



Fixture Dimensions\*: 5.5" x 10.5" x 6.0"  
Materials: glass, metal  
Product weight\*: 6.0 lbs  
Light source: candelabra base E12 socket\*\*  
Lamping: E12 base, G16.5 lamp, 40 W max  
250 V AC Max  
Round Canopy: 4.5" Ø x 0.63"  
Square Canopy: 4.5" x 4.5" x 0.80"  
Canopy finish matches Metal Finish



*This series of wall sconces is classically inspired. Scaled versions of our pendants extend from elegant metal armatures. The proximity of the glass to the wall allows for each piece's unique light pattern to be magnified. Hand blown and shaped in lead free crystal. No molds are used, and each glass shape is unique.*

### MATERIAL & FINISH OPTIONS

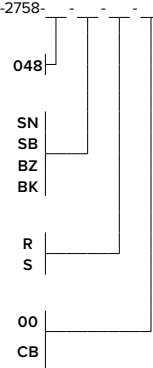
Barnacle Cone Sconce part # S03-2758-

**Glass Finish**  
clear (GL-048)

**Metal Finish**  
satin nickel  
brushed brass  
dark bronze  
black

**Canopy**  
round  
square


**Lamping**  
no bulb  
E12 LED bulb included - 2700 K,  
90CRI, 4 W, 350 Lumens, 120 V AC



clear bubble (GL-129)



satin nickel



brushed brass



dark bronze



black

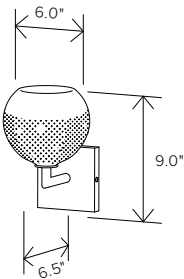
\* Each piece of hand-blown glass is a unique work of art. Dimensions, weight, and color will vary. When multiple fixtures are installed next to each other, expect some variation in shape and color.

\*\* Alternate voltages and socket types are available upon request.





Round Bubble Elbow Sconce



Fixture Dimensions\*: 6.0" x 9.0" x 6.5"  
Materials: glass, metal  
Product weight\*: 5.5 lbs  
Light source: candelabra base E12 socket\*\*  
Lamping: E12 base, G16.5 lamp, 40 W max  
250 V AC Max  
Round Canopy: 4.5" Ø x 0.63"  
Square Canopy: 4.5" x 4.5" x 0.80"  
Canopy finish matches Metal Finish



*This series of wall sconces is classically inspired. Scaled versions of our pendants extend from elegant metal armatures. The proximity of the glass to the wall allows for each piece's unique light pattern to be magnified. Hand blown and shaped in lead free crystal. No molds are used, and each glass shape is unique.*

MATERIAL & FINISH OPTIONS

Round Bubble Sconce part # S03-2744-

|  |                      |
|--|----------------------|
| <b>Glass Finish</b><br>clear bubble (GL-129)   | 129                  |
| <b>Metal Finish</b><br>satin nickel<br>brushed brass<br>dark bronze<br>black                     | SN<br>SB<br>BZ<br>BK |
| <b>Canopy</b><br>round<br>square   | R<br>S               |
| <b>Lamping</b><br>no bulb<br>E12 LED bulb included - 2700 K,<br>90CRI, 4 W, 350 Lumens, 120 V AC | 00<br>CB             |



clear bubble (GL-129)



satin nickel



brushed brass



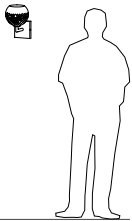
dark bronze



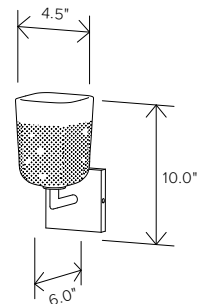
black

\* Each piece of hand-blown glass is a unique work of art. Dimensions, weight, and color will vary. When multiple fixtures are installed next to each other, expect some variation in shape and color.

\*\* Alternate voltages and socket types are available upon request.



Square Bubble Elbow Sconce




Fixture Dimensions\*: 4.5" x 10.0" x 6.0"  
Materials: glass, metal  
Product weight\*: 5.5 lbs  
Light source: candelabra base E12 socket\*\*  
Lamping: E12 base, G16.5 lamp, 40 W max  
250 V AC Max  
Round Canopy: 4.5" Ø x 0.63"  
Square Canopy: 4.5" x 4.5" x 0.80"  
Canopy finish matches Metal Finish



*This series of wall sconces is classically inspired. Scaled versions of our pendants extend from elegant metal armatures. The proximity of the glass to the wall allows for each piece's unique light pattern to be magnified. Hand blown and shaped in lead free crystal. No molds are used, and each glass shape is unique.*

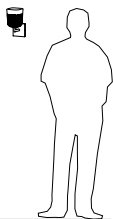
MATERIAL & FINISH OPTIONS

|   |    |     |   |   |
|---|----|-----|---|---|
| Square Bubble Sconce part # S03-2757-   |    | -   | - | - |
| Glass Finish<br>clear bubble (GL-129)   |    | 129 |   |   |
|   |    |     |   |   |
|   |    |     |   |   |
|   |    |     |   |   |
| Metal Finish<br>satin nickel<br>brushed brass<br>dark bronze<br>black                     | SN |     |   |   |
|   | SB |     |   |   |
|   | BZ |     |   |   |
|   | BK |     |   |   |
| Canopy<br>round<br>square   | R  |     |   |   |
|   | S  |     |   |   |
| Lamping<br>no bulb<br>E12 LED bulb included - 2700 K,<br>90CRI, 4 W, 350 Lumens, 120 V AC | 00 |     |   |   |
|   | CB |     |   |   |



\* Each piece of hand-blown glass is a unique work of art. Dimensions, weight, and color will vary. When multiple fixtures are installed next to each other, expect some variation in shape and color.

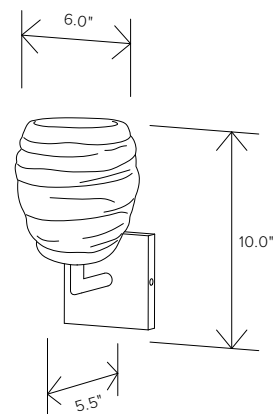
\*\* Alternate voltages and socket types are available upon request.







Cyclone Elbow Sconce




Fixture Dimensions\*: 5.5" x 10.0" x 6.0"  
Materials: glass, metal  
Product weight\*: 6.0 lbs  
Light source: candelabra base E12 socket\*\*  
Lamping: E12 base, G16.5 lamp, 40 W max  
250 V AC Max  
Round Canopy: 4.5" Ø x 0.63"  
Square Canopy: 4.5" x 4.5" x 0.80"  
Canopy finish matches Metal Finish



MATERIAL & FINISH OPTIONS

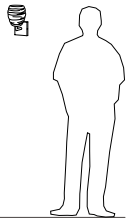
|   |     |   |   |   |
|---|-----|---|---|---|
| Cyclone Elbow Sconce part # S03-2778-   |     | - | - | - |
| Glass Finish<br>clear (GL-048)  | 048 |   |   |   |
|   |     |   |   |   |
|   |     |   |   |   |
|   |     |   |   |   |
| Metal Finish<br>satin nickel<br>brushed brass<br>dark bronze<br>black                     | SN  |   |   |   |
|   | SB  |   |   |   |
|   | BZ  |   |   |   |
|   | BK  |   |   |   |
| Canopy<br>round<br>square   | R   |   |   |   |
|   | S   |   |   |   |
| Lamping<br>no bulb<br>E12 LED bulb included - 2700 K,<br>90CRI, 4 W, 350 Lumens, 120 V AC | 00  |   |   |   |
|   | CB  |   |   |   |



*This series of wall sconces is classically inspired. Scaled versions of our pendants extend from elegant metal armatures. The proximity of the glass to the wall allows for each piece's unique light pattern to be magnified. Hand blown and shaped in lead free crystal. No molds are used, and each glass shape is unique.*

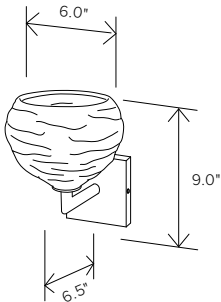
\* Each piece of hand-blown glass is a unique work of art. Dimensions, weight, and color will vary. When multiple fixtures are installed next to each other, expect some variation in shape and color.

\*\* Alternate voltages and socket types are available upon request.





Happy Elbow Sconce



Fixture Dimensions\*: 6.0" x 9.0" x 6.5"  
Materials: glass, metal  
Product weight\*: 6.0 lbs  
Light source: candelabra base E12 socket\*\*  
Lamping: E12 base, G16.5 lamp, 40 W max  
250 V AC Max  
Round Canopy: 4.5" Ø x 0.63"  
Square Canopy: 4.5" x 4.5" x 0.80"  
Canopy finish matches Metal Finish



*This series of wall sconces is classically inspired. Scaled versions of our pendants extend from elegant metal armatures. The proximity of the glass to the wall allows for each piece's unique light pattern to be magnified. Hand blown and shaped in lead free crystal. No molds are used, and each glass shape is unique.*

MATERIAL & FINISH OPTIONS

Happy Elbow Sconce part # S03-2799-

Glass Finish  
clear (GL-048)

048

Metal Finish  
satin nickel  
brushed brass  
dark bronze  
black

SN  
SB  
BZ  
BK

Canopy  
round  
square

R  
S

Lamping  
no bulb  
E12 LED bulb included - 2700 K,  
90CRI, 4 W, 350 Lumens, 120 V AC

00  
CB



clear (GL-048)



satin nickel



brushed brass



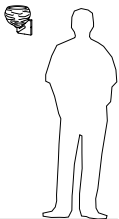
dark bronze



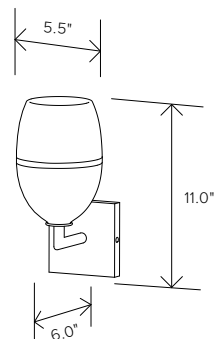
black

\* Each piece of hand-blown glass is a unique work of art. Dimensions, weight, and color will vary. When multiple fixtures are installed next to each other, expect some variation in shape and color.

\*\* Alternate voltages and socket types are available upon request.



Lattimo Elbow Sconce



Dimensions\*: 5.5" x 11.0" x 6.0"  
Materials: glass, metal  
Product weight\*: 4.0 lbs  
Light source: candelabra base E12 socket\*\*  
Lamping: E12 base, G16.5 lamp, 40 W max,  
250 V AC Max  
Round Canopy: 4.5" Ø x 0.63"  
Square Canopy: 4.5" x 4.5" x 0.80"  
Canopy finish matches Metal Finish



*This series of wall sconces is classically inspired. Scaled versions of our pendants extend from elegant metal armatures. The proximity of the glass to the wall allows for each piece's unique light pattern to be magnified. Hand blown and shaped in lead free crystal. No molds are used, and each glass shape is unique.*

MATERIAL & FINISH OPTIONS

Lattimo Elbow Sconce part # S03-2719-

**Glass Finish**  
white / ivory (GL-019)

019

**Metal Finish**  
satin nickel  
brushed brass  
dark bronze  
black

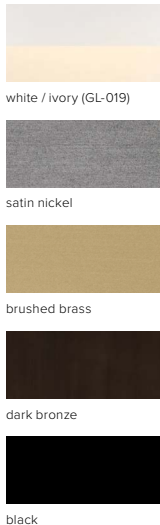
SN  
SB  
BZ  
BK

**Canopy**  
round  
square

R  
S

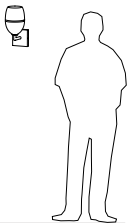
**Lamping**  
no bulb  
E12 LED bulb included - 2700 K,  
90CRI, 4 W, 350 Lumens, 120 V AC

00  
CB

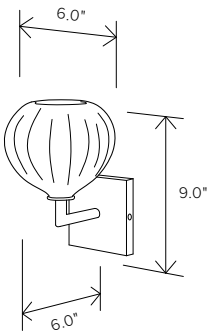


\* Each piece of hand-blown glass is a unique work of art. Dimensions, weight, and color will vary. When multiple fixtures are installed next to each other, expect some variation in shape and color.

\*\* Alternate voltages and socket types are available upon request.



Urchin Elbow Sconce



Dimensions\*: 6.0" x 9.0" x 6.0"  
Materials: glass, metal  
Product weight\*: 6.0 lbs  
Light source: candelabra base E12 socket\*\*  
Lamping: E12 base, G16.5 lamp, 40 W max  
250 V AC Max  
Round Canopy: 4.5" Ø x 0.63"  
Square Canopy: 4.5" x 4.5" x 0.80"  
Canopy finish matches Metal Finish



*This series of wall sconces is classically inspired. Scaled versions of our pendants extend from elegant metal armatures. The proximity of the glass to the wall allows for each piece's unique light pattern to be magnified. Hand blown and shaped in lead free crystal. No molds are used, and each glass shape is unique.*

MATERIAL & FINISH OPTIONS

|   |                      |
|---|----------------------|
| Urchin Elbow Sconce part # S03-2759-  |                      |
| <b>Glass Finish</b><br>clear (GL-048)   | 129                  |
| <b>Metal Finish</b><br>satin nickel<br>brushed brass<br>dark bronze<br>black                  | SN<br>SB<br>BZ<br>BK |
| <b>Canopy</b><br>round<br>square  | R<br>S               |
| <b>Lamping</b><br>no bulb<br>E12 LED bulb included - 2700 K, 90CRI, 4 W, 350 Lumens, 120 V AC | 00<br>CB             |



clear (GL-048)



satin nickel



brushed brass



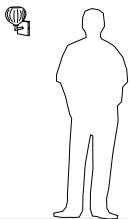
dark bronze



black

\* Each piece of hand-blown glass is a unique work of art. Dimensions, weight, and color will vary. When multiple fixtures are installed next to each other, expect some variation in shape and color.

\*\* Alternate voltages and socket types are available upon request.





Iris 9.5, 11.5, 13.5



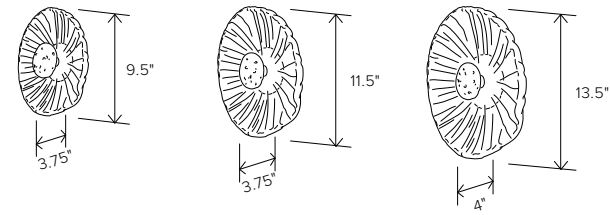
Iris 11.5



Iris 11.5

*The Iris uses mottled clear thick glass and a cast bronze heat sink to create a fixture that is a combination of ancient crafts and forward thinking. Each glass piece is hand shaped so that the pattern is individual for every one. The molten crystal is poured directly and manipulated immediately, which adds to the organic feel of each piece. These LED fixtures can be mounted to the wall or ceiling in groupings or alone. Hand blown and shaped in lead free crystal. No molds are used, and each glass shape is unique.*

## Iris Sconce



Dimensions\*:  
Iris 9.5: 9.5" Ø, 3.75"  
Iris 11.5: 11.5" Ø, 3.75"  
Iris 13.5: 13.5" Ø, 4"  
Materials: glass, metal  
Product weight\*:  
Iris 9.5: 5.5 lbs  
Iris 11.5: 6.5 lbs  
Iris 13.5: 7.5 lbs  
Light source: integrated LED  
Light output: 320 Lumens (source)  
Light color: 2700 K or 3000 K  
Color accuracy: 90+ CRI  
Power usage: 3.3 W  
Dimmable (see driver below)



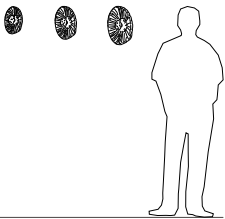
### MATERIAL & FINISH OPTIONS

| Iris Sconce part # S03-       |      |  |
|-------------------------------|------|--|
| Glass Diameter                |      |  |
| 9.5"                          | 5309 |  |
| 11.5"                         | 5311 |  |
| 13.5"                         | 5313 |  |
| Glass Finish                  |      |  |
| clear (GL-048)                | 048  |  |
| Metal Finish                  |      |  |
| antique bronze (CM-135)       | AB   |  |
| Lamping                       |      |  |
| 2700 K LED                    | 27   |  |
| 3000 K LED                    | 30   |  |
| Driver                        |      |  |
| 120 V AC input voltage**      |      |  |
| TRIAC, ELV, or 0-10V dimmable | P1   |  |



\* Each piece of hand-made glass is a unique work of art. Dimensions, weight, and color will vary. When multiple fixtures are installed next to each other, expect some variation in shape and color.


\*\* Alternate voltages are available upon request.





## Moonlight Sconce

*The moonlight embraces the optics created by the thickness of the glass and the intricacies of encased air bubbles. We designed this hardware as a clean and modern way to hold and illuminate multiple glass shapes. These LED fixtures with driver included can be mounted to the wall or ceiling in groupings or alone. Hand blown and shaped in lead free crystal. No molds are used, and each glass shape is unique.*



We are in the process of expanding the Moonlight Sconce product offering. Please contact our team for a quote or additional information.



## CHANDELIERS



Equi



Linea




Linea Chandelier




Please see the website for additional finish and configuration options.  
Additionally, we are in the process of expanding the Linea product offering.

Linea Chandelier



Equi Chandelier



Please see the website for additional finish and configuration options.  
Additionally, we are in the process of expanding the Linea product offering.



# FINISH OPTIONS

## Metal Finishes




Satin Nickel



Black



Brushed Brass



Dark Bronze



## Cloth Cord Options - Large/Line Voltage Pendants



Silver Cloth



Black Cloth



Taupe Cloth

## Cord Options - Small/Low Voltage Pendants



Satin Nickel



Dark Bronze







## MULTIPORT CANOPIES



Low Voltage 12" Round Canopy, 3 or 4 Port



Low Voltage 20" Round Canopy, 17 Port



Low Voltage 24" Square Canopy, 20 or 26 Port



Line Voltage 18" Round Canopy, 5 Port

Please inquire about additional low voltage and line voltage multiport canopies if you do not see the configuration you are looking for.





# VESSELS



Blob Thick Bowl



Bubble Barrel Vase



Bubble Deep Bowl



Bubble Flat Round Vase



Cumulo Barrel Vase



Happy Bowl



Happy Cylinder Vase



Lattimo Large Closed Bowl



Lattimo Large Soft Cylinder



Lattimo Large Deep Bowl



Lattimo Large Round Flat Vase



Lattimo Large Low Bowl



Scuro Large Soft Cylinder Vase



Scuro Large Deep Bowl



Scuro Large Flat Round Vase



Scuro Large Low Bowl



Ten Banded Barrel Vase



Ten Banded Low Bowl



Ten Banded Cylinder Vase



Two Banded Barrel Vase



# siemon & salazar

———— hand blown glass lighting



cerno®  
DESIGNED AND MADE IN CALIFORNIA

⚠️ **WARNING.** California Proposition 65 Warning for California Consumers. This product can expose you to chemicals including wood dust and lead which are known to the State of California to cause cancer or birth defects or other reproductive harm. For more information go to [www.P65Warnings.ca.gov](http://www.P65Warnings.ca.gov).

© 2023 Cerno, LLC. All rights reserved. | 07.2023